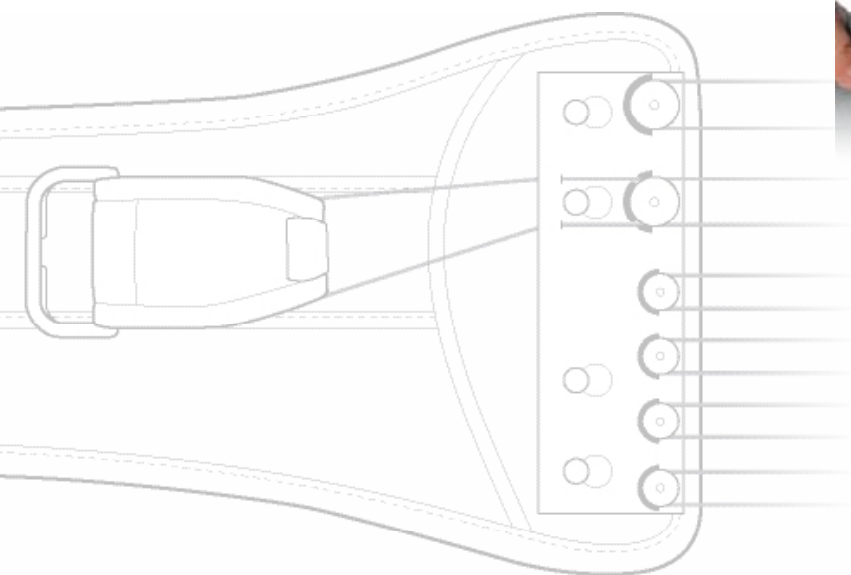


PREMIUM PLUS

Code L0631 Approved

Features and Benefits:

- Cybertech Original Brace.
- The patented mechanical advantage pulley system.
- 6:1 compression ratio, low friction pulley system, easiest to use, compression brace, anterior, and posterior panels for maximum lumbar sacral support and intercavitary pressure.
- Semi rigid panels offer support beyond code specification, heat moldable.
- Superior intermediate bracing after panel removal.
- Patient controls support level with one hand adjustment in one second for standing or sitting, puts the patient in control for greater compliance.
- The classic Cybertech brace available in black or white, 8" and 10" widths. Anterior and posterior panels are black.
- New! Bariatric Brace version available—fitting patients with extreme girths 56"-68", (10", black only).
- Available in both standard and low-profile versions.



Posterior Panel



Velcro Strap

Anterior Panel Attachment



Premium Plus

Clinical Guidelines:

"CYBERTECH Medical braces are medical products registered with the FDA as a "medical device". CYBERTECH Medical does not prescribe braces or determine the appropriateness of any particular bracing methodology for the individual. Medical advice should be sought on the appropriateness and the condition under which a given brace should be worn".

Fitting Specifications:

| Size | Circ. | Posterior Pnl Ht. | Anterior Pnl Ht. | Item#: Standard | Low Profile |
|------------|---------|-------------------|-------------------|-----------------|-------------|
| Small | 25"-30" | 12 5/8" x 9 3/8" | 7" 1/2" x 10 1/2" | EPRP-SB-1 | EPRP-LB-1 |
| Medium | 30"-35" | 12 5/8" x 9 3/8" | 7" 1/2" x 10 1/2" | EPRP-SB-2 | EPRP-LB-2 |
| Large | 35"-40" | 12 5/8" x 9 3/8" | 8 3/4" x 13 5/8" | EPRP-SB-3 | EPRP-LB-3 |
| X-Large | 40"-45" | 12 5/8" x 9 3/8" | 8 3/4" x 13 5/8" | EPRP-SB-4 | EPRP-LB-4 |
| XX-Large | 45"-50" | 12 5/8" x 9 3/8" | 9 1/4" x 15" | EPRP-SB-5 | EPRP-LB-5 |
| XXX-Large | 50"-55" | 12 5/8" x 9 3/8" | 9 1/4" x 15" | EPRP-SB-6 | EPRP-LB-6 |
| 4-5X-Large | 56"-68" | 12 5/8" x 9 3/8" | 9 1/4" x 15" | EPRP-SB-7 | |

U.S. Patent No. RE35,940

A general guide to clinical indications for each CYBERTECH Medical spinal orthosis include, but are not limited to, the following:

Indications:

Lumbar sacral mechanical back pain, spinal stenosis, trauma, spondylolisthesis, degenerative disc, herniated disc, bulging disc, burst fracture, facet syndrome, post operative stabilization protocol following: laminotomy, foraminotomy, IDET procedures, anterior laproscopic fusion, posterior lateral fusion, and multi-level decompression

Braces come in **Black color**. Please use "SW" for **White color**. EPRP-SB-7 is available in **Black only**.

Brace come in **Black color**. Please use "LW" for **White color**.



Fitting Instructions:

- Fasten the handle near the pulley unit. The handle is always on the left.
- Stand holding the soft side panel apart, centering the back panel on the spine.
- Wrap the left side to the front positioning the front panel.
- Wrap the right side on top of the left panel to close and attach in front. Adjust the front or back panels as needed.
- Pull the handle out and away from the power unit to desired compression and support. Place the handle on the fabric fastener band securely.


Tips:

- Be sure to start the handle near the pulley unit.
- Extend or pull out the brace before application.
- Adjust tension for sitting or standing, experiment to meet your needs.
- Hand wash in warm water, rinse well, towel and air dry.

Posterior and Anterior Panels:

- Dynamic Posterior panels conform to each patients individual body structure for improved comfort and support
- Dynamic Posterior panels have 2 height adjustments for additional patient comfort and support.
- Anterior panels are easily attached with integrated Velcro strap.

Dynamic Posterior panel easy and secure attachment and removal:




1. Lift up attachment strap



2. Place standard rivet head in slot



3. Snap into place in slot



Placed rivet head



4. Slide rivet head to end of slot to remove



1815 Wright Ave., La Verne, CA 91750
Ph: 1.800.220.4224 Fax: 1.909.447.7058
www.cybertechmedical.com

© 2011 Bio Cybernetics International, Inc. All rights reserved. Rev. 03/11

CE
Authorized Rep.
RSQA / RSQR Ltd.
www.rsqa.co.uk
info@rsqa.co.uk