



19

Spring/Summer

CATALOGUE

M

B

T

Marco Bonfiglio
Torino 6Hr Ultra Race
2018 Winner
MBT Athlete



ICS Shoes
Voice: (877) 553-5544
Email: info@icsshoes.com
Website: www.icsshoes.com





THE JOY OF THE RUN

OUR PHILOSOPHY

“Life Well Lived” is our mantra to go and do and be anything but complacent. Be a tourist. Be a runner. Be an explorer. Be edgy. Be yourself. The one thing you won't be is uncomfortable. The MBT® SensorTechnology™ promotes a soft heel landing, absorbing shock and cushioning your feet as if walking on soft sand. The Pivot Axis of our rocker bottom soles increase lower limb muscle activity and constantly engage your body, creating a natural instability that instinctively moves you comfortably forward. That helps you take everything in stride and gives you that extra little boost to live life to its fullest. Live it well in MBT®.

OUR INNOVATIVE SPIRIT

With a strong science and innovation foundation, MBT® has a unique approach that understands the human benefits of health, wellness and staying on the move. We know our consumers have realistic health and fitness ambitions. They want to maintain a healthy lifestyle which enables them to live and love life to the fullest. MBT® shoes are made for journeys. For the road less traveled. For blazing new trails. For the new restaurant down the street. They're the perfect shoes for people who live life to the fullest and get the most out of every step they take.

***“THE PERFECT FIT AND TO FEEL
TO BE ONE WITH THE GROUND
I CAN CHALLENGE MYSELF EVEN FURTHER
TO DISTANCES I HAVE NEVER EXPERIENCED
FOR THESE SHOES ARE MY NAVIGATORS
TO **RUN FREE**, RUN SAFE, RUN NATURAL
EVERYDAY TO DO WHAT I LOVE TO DO
THE GREATEST PLEASURE OF LIFE”***

GT 2

- Exo-Heel Counter cradles your heel for optimum support

- Memory foam provides comfort & custom fit for your heel and Achilles Tendon, reduces slippage

- Jacquard Mesh Upper - minimal seam, lightweight & ultra breathable

- Unique two-SENSEORTECHNOLOGY™ midsole construction with PivotStrike™ for ultimate cushioning, smooth impact dissipation & gait transition

- ORTHOLITE™ insole for lasting cushioning, breathability, moisture wicking & anti-bacterial

- M-Flex technology at toe-box adapts to your feet during different stages of run for a snug custom fit

- High resistant rubber outsole for ultra-durability

- Special EVA midsole that is lighter, better rebound & less deformation

3 PROFILES FOR YOUR TRAINING & RACES

FAST

LIGHTWEIGHT PERFORMANCE
FULL LENGTH EVA

For those new to MBT® that want a soft comfortable running profile with minor rocking and ultra lightweight.

PERFORMANCE

ADVANCED CUSHIONING
EVERYDAY PROTECTION

For the avid runner who wants additional cushioning and an improved transition from mid-foot to forefoot.

CUSHIONING











ENHANCED RECOVERY
MAXIMUM PROTECTION


For the runner who wants maximum cushion for the softest ride during training or for the ultimate soft feel when recovering from long runs or a marathon.

ADVANCED TECHNOLOGY

We get inside the mind of runners. What they want, what they need, what they desire in a running shoe. Cushioning and Protection in every step, MBT footwear provides innovative technologies that adapts to your run. Engineered to meet the needs of runners in today's environment. We've thought about impact absorbtion, foot propulsion, impact support, and recovery - giving you what you need in support of your love of running everyday.

FEATURES

-  Injection Molded Heel Counter for increased strength and support
-  Impact Cushioning for increased footbed support
-  Rocker Bottom for forefoot propulsion
-  Air Mesh allows direct airflow to the upper
-  Pivot Strike Area for ideal midfoot striking platform
-  Drylex 360° Moisture Management System on collar and tongue lining.
-  Tri-density Midsole features extensive cushioning that allows for a better ride
-  Midfoot Sensor Technology returns energy for added bounce
-  Speed Skin Upper for lightweight performance
-  Engineered Air Mesh Upper for breathability and comfort with minimal stitching
-  High Abrasion Rubber Outsole for superior strength with minimal weight




MIDSOLE

MBT running footwear offers various midsole profiles offering cushioning and support suited to the runner's needs.



ROCKER SOLE

MBT's unique running specific rocker sole shape enhances the transition into your next step.



PIVOT STRIKE

MBT's innovative Pivot Strike area provides runner's with the ideal foot striking platform to transition into propulsion while enchancing support and cushioning.



SENSOR TECHNOLOGY 1

The MBT® Sensor Technology™ in the heel complements the midfoot sensor by absorbing shock.



SENSOR TECHNOLOGY 2

The MBT® Sensor Technology™ promotes a soft midfoot landing and absorbs harmful shock and works with the heel sensor.

“ITS ABOUT FINDING THE BEST MBT® RUNNING SHOE TO SUIT YOUR DIFFERENT RUNS”

FAST

SPEED 2

For your short to medium distance runs that requires a lightweight, low profile shoe with minimal rocking



PERFORMANCE

GT 2

For your longer distance runs requiring added cushioning and improved midfoot – forefoot transition



CUSHIONING

ZEE 18

For your training or recovery runs where maximum cushioning or that ultimate soft feel is key



KEY FEATURES

- Unique **SENSEORTECHNOLOGY™** midsole construction that absorbs shock & **PivotStrike™** for smooth gait transition
- Special EVA midsole that is lighter, better rebound & less deformation
 - Lightweight minimal seam Mesh Upper that is lightweight & breathable
- **ORTHOLITE™** insole for lasting cushioning, breathability, moisture wicking & anti-bacterial

- Unique two-**SENSEORTECHNOLOGY™** midsole construction with **PivotStrike™** for ultimate cushioning, smooth impact dissipation & gait transition
 - M-Flex technology at toe-box adapts to your feet during different stages of run for a snug custom fit
- Special EVA midsole that is lighter, better rebound & less deformation
 - Jacquard Mesh Upper – minimal seam, lightweight & ultra breathable
- **Exo-Heel Counter** cradles your heel for optimum support
 - **ORTHOLITE™** insole for lasting cushioning, breathability, moisture wicking & anti-bacterial

- Breathable “Engineered” Air Mesh Upper with Minimal Stitching
 - **Exo heel counter** cradles your heel for optimum support
- Patent Pending **TRI-Density Midsole** for Added Cushioning
- **Drylex 360° Moisture Management System** on Collar and Tongue Lining
 - High Abrasion Rubber Outsole
 - **ORTHOLITE™** insole for lasting cushioning, breathability, moisture wicking & anti-bacterial

This guide is for reference only. Individual biomechanical needs vary. Consult your podiatrist or foot care professional for an appropriate recommendation.

“OUR ONE OF A KIND PATENTED CURVED SOLE”

The curved sole is comprised of five key components that together promote the gentle rolling motion experienced while wearing MBT® shoes. It is the combination of these specific components which make MBT® shoes truly unique and original.

As well as having a functional design, we believe the interplay of MBT® SensorTechnology™ and Pivot Axis may, for some, make MBT® shoes among the most comfortable shoes on earth.



Contoured Polyurethane Insole
BASF PU Insole for excellent comfort.

Multi-functional lasting board
The lasting board and the engineered shank combine to form one section. This is produced from the fusion injected dual density TPU, specially developed for the MBT® sole construction which provides comfort & support.

Midsole with Pivot Axis
The unique & functional part of the midsole is the pivot axis underneath the midfoot, which promotes active rolling movement with every step.

MBT® SensorTechnology™
The soft MBT® Sensor produces what has been described as a pleasant and natural feeling, reminiscent of walking on a sandy beach.

Outsole
Made from premium, non-marking and durable rubber compounds, the flexible rubber outsoles of MBT® shoes have been designed to give enhanced traction on various surfaces.



MBT® Sensor Technology™ promotes soft heel landing



Pivot Axis promotes rolling movement with every step.



Activate

Activate features a low level of rock due to the flattest MBT® sole construction, with lower sidewalls for greater activation and a low Pivot Axis.

Dynamic offers a moderate level of rock due to a medium-strong sole curve and Pivot Axis and medium-high midsole.

Performance generates an increased level of rock due to its strong sole curve and Pivot Axis for increased activation.



physiological footwear

WEARING MBT CAN HELP

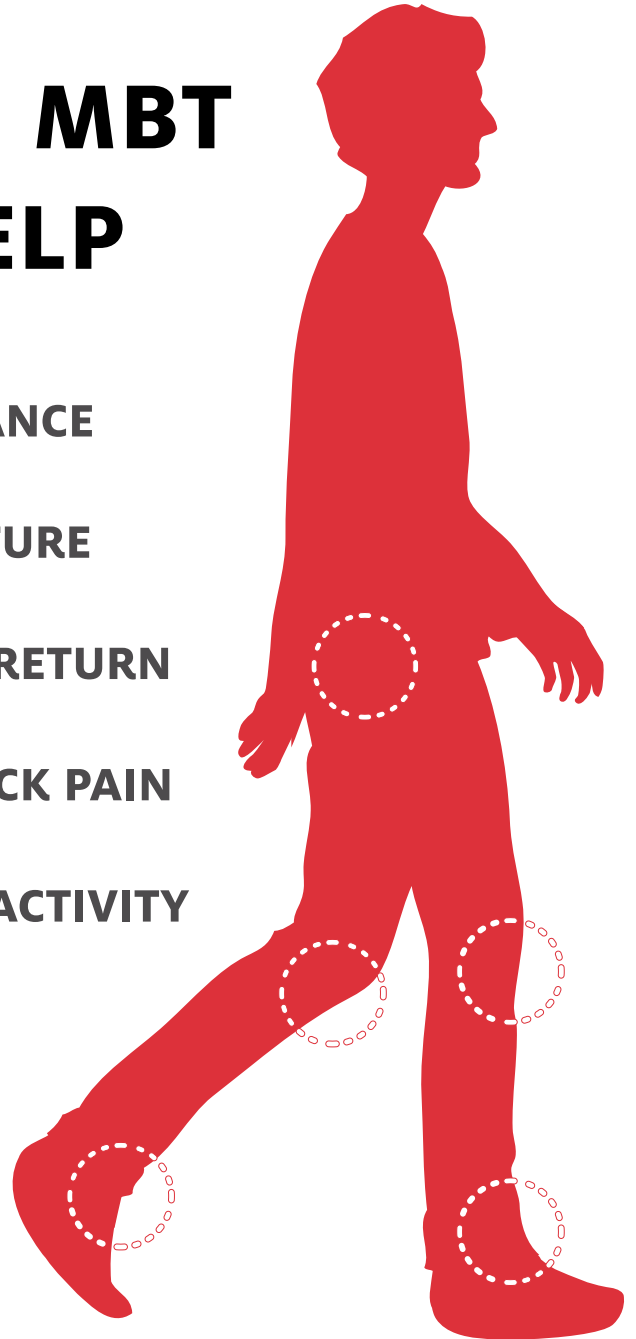

IMPROVE BALANCE

IMPROVE POSTURE

IMPROVE VENOUS RETURN

REDUCE LOWER BACK PAIN

INCREASE MUSCLE ACTIVITY



Heelstrike

The MBT® SensorTechnology™ promotes a soft heel landing, absorbs harmful shock and creates a natural instability which instinctively moves you forward.



Midfoot Roll

The Pivot Axis, with its curvature at midfoot, causes an active roll promoting an efficient and comfortable move forward.



Toe-Off

The upward curved forefoot influences a smooth toe off to your next healthy step!

WALK INTO A WORLD OF HEALTH



THE SCIENCE BEHIND MBT® TECHNOLOGY

Conventional shoes constrain the foot, whereby the body is forced to stabilize in an unnatural way. MBT unique patented curved sole is different whereby it creates an unstable base, varying the center of pressure at the foot and altering the dynamics of the gait phases, allowing activation of the intrinsic and extrinsic muscles of the foot.

Since its inception, numerous scientific studies have been conducted with MBT footwear. The results show how MBT can help with certain health conditions below. Whether standing or walking, MBT shoes act as a training device for your feet.

PATENTED
TECHNOLOGY

SWISS

IMPROVE POSTURE & BALANCE ^{1,2}

INCREASE MUSCLE ACTIVATION ³

REDUCE LOWER BACK PAIN ^{4,5}

HELP DIABETIC CONDITIONS & FOOT PROBLEMS ^{6,7}

HELP RECOVERY ^{8,9}

Publications.

1) Ramstrand N., Thuesen A.H., Nielsen D.B., & Rusaw D., 2010. Effects of an unstable shoe construction on balance in women aged over 50 years. *Clinical Bio-mechanics* 25 (5), 455-460.

2) Papalia R, Di Pino G, Tecame A, Vadalà G, Formica D, Di Martino A, Albo E, Di Lazzaro V, Denaro V. Biomechanical and neural changes evaluation induced by prolonged use of non-stable footwear: a systematic review. *Musculoskeletal Surg.* 2015 Dec;99(3):179-87

3) Landry S., Nigg B.M., & Tecante K., 2010. Standing in an unstable shoe increases postural sway and muscle activity of selected smaller extrinsic foot muscles. *Gait & Posture* 32 (2), 215-219.

4) Armand S, Tavcar Z, Turcot K, Allet L, Hoffmeyer P, Genevay S. Effects of unstable shoes on chronic low back pain in health professionals: a randomized clinical trial. *Joint Bone Spine.* 2014 Dec;81(6):527-32

5) Lisón JF, Ortega-Santana B, Antón-Nogués Á, González-Requena P, Vera-Hervás C, Doménech-Fernández J, Sánchez-Zuriaga D, Salvador-Coloma P. Effects and underlying mechanisms of unstable shoes on chronic low back pain: a randomized controlled trial. *Clin Rehabil.* 2018 Jan 1 [Epub ahead of print]

6) Mätzler M., Bochdansky T., & Abboud R. Pressure distribution of diabetic patients after sensory-motor training with unstable shoe construction. *Clinical Biomechanics*, 2008, 23 (5), 714-715.

7) Menz HB, Auhl M, Tan JM, Levinger P, Roddy E, Munteanu SE. Biomechanical Effects of Prefabricated Foot Orthoses and Rocker-Sole Footwear in Individuals With First Metatarsophalangeal Joint Osteoarthritis. *Arthritis Care Res (Hoboken).*

8) Nakagawa K, Inami T, Yonezu T, Kenmotsu Y, Narita T, Kawakami Y, Kanosue K. Unstable rocker shoes promote recovery from marathon-induced muscle damage in novice runners. *Scand J Med Sci Sports.* 2018 Feb;28(2):621-629.

9) Sousa A, Tavares JM, Macedo R, Rodrigues AM, Santos R. (2012) Influence of wearing an unstable shoe on thigh and leg muscle activity and venous response in upright standing. *Appl Ergon.* 2012 Sep;43(5):933-9

Contact the MBT ACADEMY (alex.manazon@it.mbt.com) to find out more about MBT scientific approach.

 MBT.COM

Results may vary from person to person © 2018 MBT. All rights reserved

RUNNING COLLECTION WOMEN



GT 2 W

Article-No.: 702024

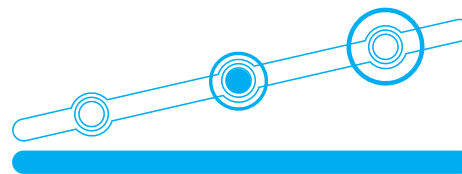
Sizes: W's 5-13



COLOUR: BLUE/LEMON GREEN COLOUR CODE: 1269Y



MBT RUN MATRIX



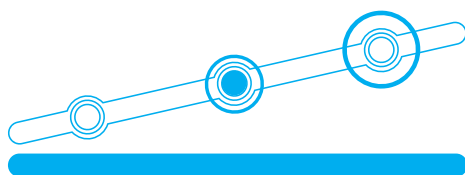
MODEL	COLOUR	COLOUR CODE	FEATURES	FAST	PERFORMANCE	CUSHIONING
	GREY/PINK	1003Y	*MESH+SYNTHETIC *MESH FOOTBED *RUBBER OUTSOLE 	Unique two-SENSEORTECHNOLOGY™ Midsole For ultimate cushioning, smooth impact dissipation & gait transition	Pivot Strike Area Pivot Strike Area for ideal midfoot striking platform	Injection Molded Heel Counter Injection Molded Heel Counter for increased strength and support
				Engineered Air Mesh Upper Engineered Air Mesh Upper for breathability and comfort with minimal stitching	High Abrasion Rubber Outsole High Abrasion Rubber Outsole for superior strength with minimal weight	Drylex 360° Moisture Management System Drylex 360° Moisture Management System on collar and tongue lining.

GT 2 BOA W

Article-No.: 702037

Sizes: US W'S 5.0-13.0

MBT RUN MATRIX



COLOUR: BLACK/GREY

COLOUR CODE: 26M

FAST	PERFORMANCE	CUSHIONING	FEATURES	MODEL	COLOR	COLOR CODE
Unique two-SENSEORTECHNOLOGY™ Midsole For ultimate cushioning, smooth impact dissipation & gait transition	Pivot Strike Area Pivot Strike Area for ideal midfoot striking platform	Injection Molded Heel Counter Injection Molded Heel Counter for increased strength and support	*MESH *MESH FOOTBED *RUBBER OUTSOLE *BOA FIT SYSTEM 			
Engineered Air Mesh Upper Engineered Air Mesh Upper for breathability and comfort with minimal stitching	High Abrasion Rubber Outsole High Abrasion Rubber Outsole for superior strength with minimal weight	Drylex 360° Moisture Management System Drylex 360° Moisture Management System on collar and tongue lining.				

SPEED 2 W

Article-No.: 702026

Sizes: W's 5-13

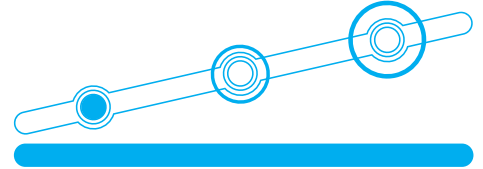


COLOUR: VIOLET

COLOUR CODE: 141Y



MBT RUN MATRIX



MODEL	COLOUR	COLOUR CODE	FEATURES	FAST	PERFORMANCE	CUSHIONING
	BLACK/GREY	26Y	*MESH+SYNTHETIC *MESH FOOTBED *RUBBER OUTSOLE			
	ROYAL BLUE/BLACK	1128Y				
	GREY/PEACH	1230Y				

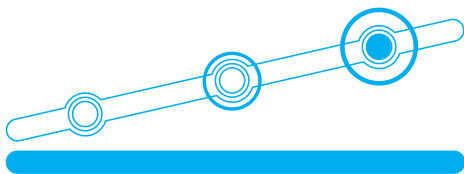
- +** **Pivot Strike Area**
Pivot Strike Area for ideal midfoot striking platform
- +** **Injection Molded Heel Counter**
Injection Molded Heel Counter for increased strength and support
- +** **Engineered Air Mesh Upper**
Engineered Air Mesh Upper for breathability and comfort with minimal stitching
- +** **High Abrasion Rubber Outsole**
High Abrasion Rubber Outsole for superior strength with minimal weight
- +** **Drylex 360° Moisture Management System**
Drylex 360° Moisture Management System on collar and tongue lining.

ZEE 18 W

Article-No.: 702014

Sizes: W's 5-13

MBT RUN MATRIX



COLOUR: GREY/TURKISH BLUE

COLOUR CODE: 1277Y

FAST	PERFORMANCE	CUSHIONING	FEATURES	MODEL	COLOR	COLOR CODE
			*MESH+SYNTHETIC *MESH FOOTBED *RUBBER OUTSOLE		BLACK/CHARCOAL GREY/TURKISH BLUE BLACK/GREY	1248Y
			 ACCEPTED AMERICAN PODIATRIC MEDICAL ASSOCIATION		STAR BLUE/PINK	1249Y

- +** **Tri-density Midsole**
Tri-density Midsole features extensive cushioning that allows for a better ride
- +** **Pivot Strike Area**
Pivot Strike Area for ideal midfoot striking platform
- +** **Injection Molded Heel Counter**
Injection Molded Heel Counter for increased strength and support
- +** **Engineered Air Mesh Upper**
Engineered Air Mesh Upper for breathability and comfort with minimal stitching
- +** **High Abrasion Rubber Outsole**
High Abrasion Rubber Outsole for superior strength with minimal weight
- +** **Drylex 360° Moisture Management System**
Drylex 360° Moisture Management System on collar and tongue lining.

ZOOM 2 W

Article-No.: 702030

Sizes: W's 5-13

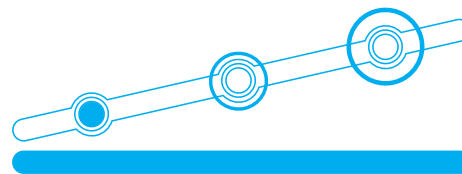


COLOUR: RED

COLOUR CODE: o6Y



MBT RUN MATRIX



MODEL	COLOUR	COLOUR CODE	FEATURES	FAST	PERFORMANCE	CUSHIONING
	BLUE	30Y	*MESH+SYNTHETIC *MESH FOOTBED *RUBBER OUTSOLE 			
	SILVER	19Y				

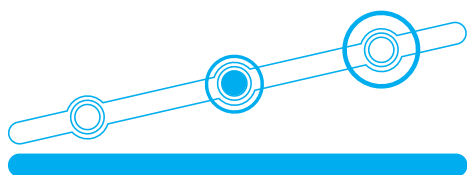
- Pivot Strike Area**
Pivot Strike Area for ideal midfoot striking platform
- Injection Molded Heel Counter**
Injection Molded Heel Counter for increased strength and support
- Engineered Air Mesh Upper**
Engineered Air Mesh Upper for breathability and comfort with minimal stitching
- High Abrasion Rubber Outsole**
High Abrasion Rubber Outsole for superior strength with minimal weight
- Drylex 360° Moisture Management System**
Drylex 360° Moisture Management System on collar and tongue lining.

SIMBA 3 W

Article-No.: 702028

Sizes: W's 5-13

MBT RUN MATRIX















COLOUR: WHITE/RED

COLOUR CODE: 128oY

FAST	PERFORMANCE	CUSHIONING	FEATURES	MODEL	COLOR	COLOR CODE
			*MESH+SYNTHETIC *MESH FOOTBED *RUBBER OUTSOLE 		LT GREY/PURPLE	1254Y
					BLACK	o3Y

NEW MODELS

MODEL	MODEL NO.	ARTICLE NO	RUN MATRIX	SIZE RANGE	COLOR	MODEL	MODEL NO.	ARTICLE NO	RUN MATRIX	SIZE RANGE	COLOR CODE
	GT 2 W	702024-1269Y	PERFORMANCE	US W'S 5.0-13.0	BLUE/ LEMON GREEN		GT 2 BOA	702037-26M	PERFORMANCE	US W'S 5.0-13.0	BLACK/ GREY
	SIMBA 3 W	702028-1280Y	PERFORMANCE	US W'S 5.0-13.0	WHITE/ RED						
	SPEED 2 W	702026-141Y	FAST	US W'S 5.0-13.0	VIOLET						
	SPEED 2 W	702026-26Y	FAST	US W'S 5.0-13.0	BLACK/ GREY						
	SPEED 2 W	702026-1128Y	FAST	US W'S 5.0-13.0	ROYAL BLUE/ BLACK						
	ZEE 18 W	702014-1277Y	CUSHIONING	US W'S 5.0-13.0	GREY/ TURKISH BLUE						
	ZEE 18 W	702014-1248Y	CUSHIONING	US W'S 5.0-13.0	BLACK/ CHARCOAL GREY/ TURKISH						
	ZEE 18 W	702014-1249Y	CUSHIONING	US W'S 5.0-13.0	STAR BLUE/ PINK						
	ZOOM 2 W	702030-06Y	FAST	US W'S 5.0-13.0	RED						
	ZOOM 2 W	702030-30Y	FAST	US W'S 5.0-13.0	BLUE						
	ZOOM 2 W	702030-19Y	FAST	US W'S 5.0-13.0	SILVER						

CARRY OVER MODELS

MODEL	MODEL NO.	ARTICLE NO	RUN MATRIX	SIZE RANGE	COLOR
	GT 2 W	702024-1003Y	PERFORMANCE	US W'S 5.0-13.0	GREY/PINK
	SIMBA 3 W	702028-1254Y	PERFORMANCE	US W'S 5.0-13.0	LT GREY/PURPLE
	SIMBA 3 W	702028-03Y	PERFORMANCE	US W'S 5.0-13.0	BLACK
	SPEED 2 W	702026-1230Y	FAST	US W'S 5.0-13.0	GREY/PEACH

RUNNING COLLECTION



MEN

GT 2 BOA M

Article-No.: 702038

Sizes: US M'S 6.0-14.0

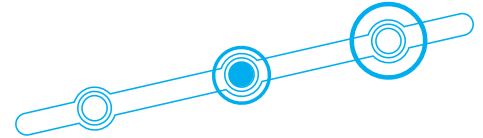


COLOUR: BLACK/GREY

COLOUR CODE: 26Y



MBT RUN MATRIX



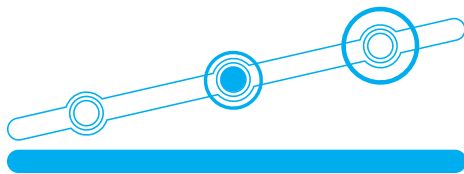
MODEL	COLOUR	COLOUR CODE	FEATURES	FAST	PERFORMANCE	CUSHIONING
			*MESH *MESH FOOTBED *RUBBER OUTSOLE *BOA FIT SYSTEM 	Unique two-SENSEORTECHNOLOGY™ Midsole For ultimate cushioning, smooth impact dissipation & gait transition	Pivot Strike Area Pivot Strike Area for ideal midfoot striking platform	Injection Molded Heel Counter Injection Molded Heel Counter for increased strength and support
				Engineered Air Mesh Upper Engineered Air Mesh Upper for breathability and comfort with minimal stitching	High Abrasion Rubber Outsole High Abrasion Rubber Outsole for superior strength with minimal weight	Drylex 360° Moisture Management System Drylex 360° Moisture Management System on collar and tongue lining.

GT 2 M

Article-No.: 702023

Sizes: US M'S 6.0-14.0

MBT RUN MATRIX



COLOUR: BLUE/YELLOW

COLOUR CODE: 1203Y

FAST	PERFORMANCE	CUSHIONING	FEATURES	MODEL	COLOR	COLOR CODE
Unique two-SENSEORTECHNOLOGY™ Midsole For ultimate cushioning, smooth impact dissipation & gait transition	Pivot Strike Area Pivot Strike Area for ideal midfoot striking platform	Injection Molded Heel Counter Injection Molded Heel Counter for increased strength and support	*MESH *MESH FOOTBED *RUBBER OUTSOLE 		GREY/BLUE	1272Y
Engineered Air Mesh Upper Engineered Air Mesh Upper for breathability and comfort with minimal stitching	High Abrasion Rubber Outsole High Abrasion Rubber Outsole for superior strength with minimal weight	Drylex 360° Moisture Management System Drylex 360° Moisture Management System on collar and tongue lining.			GREY/GREEN	1090Y

SIMBA 3 M

Article-No.: 702027 Sizes: US M'S 6.0-14.0

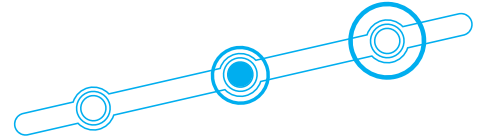


COLOUR: GREY/GOLDEN

COLOUR CODE: 1279Y



MBT RUN MATRIX

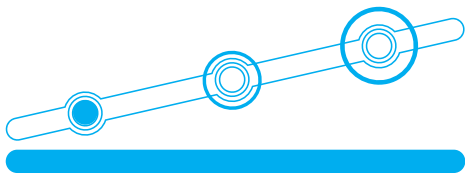


MODEL	COLOUR	COLOUR CODE	FEATURES	FAST	PERFORMANCE	CUSHIONING
	BLACK	03Y	*MESH *MESH FOOTBED *RUBBER OUTSOLE			
	ROYAL BLUE/NAVY	1234Y				
	GREY	20Y				

SPEED 2 M

Article-No.: 702025 Sizes: US M'S 6.0-14.0

MBT RUN MATRIX



COLOUR: ORANGE/NAVY

COLOUR CODE: 1281Y

FAST	PERFORMANCE	CUSHIONING	FEATURES	MODEL	COLOR	COLOR CODE
			*MESH *MESH FOOTBED *RUBBER OUTSOLE		LIME GREEN	1282Y
					DK GREY	1086Y
					BLACK/GREY	26Y

ZEE 18 M

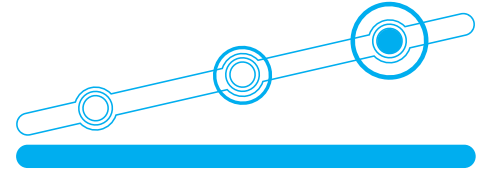
Article-No.: 702013 Sizes: US M'S 6.0-14.0













COLOUR: NAVY/ BLUE/ORANGE COLOUR CODE: 1278Y



MBT RUN MATRIX

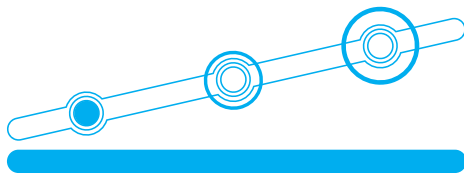


MODEL	COLOUR	COLOUR CODE	FEATURES	FAST	PERFORMANCE	CUSHIONING
	BLACK/CHARCOAL GREY/LEMON GREEN	1247Y	*MESH *MESH FOOTBED *RUBBER OUTSOLE		Tri-density Midsole Tri-density Midsole features extensive cushioning that allows for a better ride	
	NAVY/RED/DARK RED	1250Y	 		Pivot Strike Area Pivot Strike Area for ideal midfoot striking platform	
					Injection Molded Heel Counter Injection Molded Heel Counter for increased strength and support	
					Engineered Air Mesh Upper Engineered Air Mesh Upper for breathability and comfort with minimal stitching	
					High Abrasion Rubber Outsole High Abrasion Rubber Outsole for superior strength with minimal weight	
					Drylex 360° Moisture Management System Drylex 360° Moisture Management System on collar and tongue lining.	

ZOOM 2 M

Article-No.: 702029 Sizes: US M'S 6.0-14.0















MBT RUN MATRIX



COLOUR: RED COLOUR CODE: 06Y

FAST	PERFORMANCE	CUSHIONING	FEATURES	MODEL	COLOR	COLOR CODE
	Pivot Strike Area Pivot Strike Area for ideal midfoot striking platform		*MESH *MESH FOOTBED *RUBBER OUTSOLE		BLUE	30Y
	Injection Molded Heel Counter Injection Molded Heel Counter for increased strength and support					
	Engineered Air Mesh Upper Engineered Air Mesh Upper for breathability and comfort with minimal stitching					
	High Abrasion Rubber Outsole High Abrasion Rubber Outsole for superior strength with minimal weight				SILVER	19Y
	Drylex 360° Moisture Management System Drylex 360° Moisture Management System on collar and tongue lining.					

NEW MODELS

MODEL	MODEL NO.	ARTICLE NO	RUN MATRIX	SIZE RANGE	COLOR CODE	MODEL	MODEL NO.	ARTICLE NO	RUN MATRIX	SIZE RANGE	COLOR CODE
	GT 2 BOA M	702038-26Y	PERFORMANCE	US M'S 6.0-14.0	BLACK/GREY		ZOOM 2 M	702029-30Y	FAST	US M'S 6.0-14.0	BLUE
	GT 2 M	702023-1203Y	PERFORMANCE	US M'S 6.0-14.0	BLUE/YELLOW		ZOOM 2 M	702029-19Y	FAST	US M'S 6.0-14.0	SILVER
	GT 2 M	702023-1272Y	PERFORMANCE	US M'S 6.0-14.0	GREY/BLUE						
	SIMBA 3 M	702027-1279Y	PERFORMANCE	US M'S 6.0-14.0	GREY/GOLDEN						
	SPEED 2 M	702025-1281Y	FAST	US M'S 6.0-14.0	OR-ANGE/NAVY						
	SPEED 2 M	702025-1282Y	FAST	US M'S 6.0-14.0	LIME GREEN						
	SPEED 2 M	702025-1086Y	FAST	US M'S 6.0-14.0	DK GREY						
	SPEED 2 M	702025-26Y	FAST	US M'S 6.0-14.0	BLACK/GREY						
	ZEE 18 M	702013-1278Y	CUSHIONING	US M'S 6.0-14.0	NAVY/BLUE/OR-ANGE						
	ZEE 18 M	702013-1247Y	CUSHIONING	US M'S 6.0-14.0	BLACK/CHAR-COAL GREY/LEMON GREEN						
	ZEE 18 M	702013-1250Y	CUSHIONING	US M'S 6.0-14.0	NAVY/RED/DARK RED						
	ZOOM 2 M	702029-06Y	FAST	US M'S 6.0-14.0	RED						

CARRY OVER MODELS

MODEL	MODEL NO.	ARTICLE NO	RUN MATRIX	SIZE RANGE	COLOR CODE
	GT 2 M	702023-1090Y	PERFORMANCE	US M'S 6.0-14.0	GREY/GREEN
	SIMBA 3 M	702027-03Y	PERFORMANCE	US M'S 6.0-14.0	BLACK
	SIMBA 3 M	702027-1234Y	PERFORMANCE	US M'S 6.0-14.0	ROYAL BLUE/NAVY
	SIMBA 3 M	702027-20Y	PERFORMANCE	US M'S 6.0-14.0	GREY

**ACTIVE
COLLECTION**

WOMEN

AMARA 6S GTX W

Article-No.: 700833

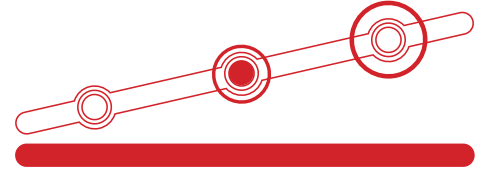
Sizes: EU 35-43



COLOUR: RASPERRY COLOUR CODE: 1121T



MBT INDEX



MODEL



COLOUR

BLACK
03T

FEATURES

- *WATERPROOF NUBUCK
- *WATERPROOF SYNTHETIC
- *NON-WICKING NYLON
- *MESH FOOTBED
- *VIBRAM RUBBER OUTSOLE(XS TREK)

ACTIVATE



MBT® SensorTechnology™
Bottom unit component that is located between the midsole and the outsole and with its soft PU compound creates the specific functionality of the MBT® sole.



Midsole with Pivot Axis
The unique & functional part of the midsole is the pivot axis underneath the midfoot, which promotes active rolling movement with every step.

DYNAMIC

PERFORMANCE



XSIREK

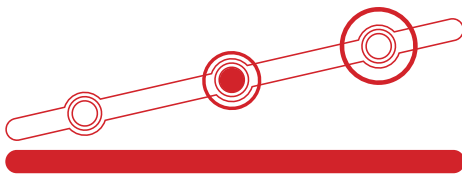


SIMBA TRAINER W

Article-No.: 700861

Sizes: US W'S 5.0-13.0

MBT RUN MATRIX



COLOUR: WHITE/SILVER

COLOUR CODE: 409F

FAST

PERFORMANCE

CUSHIONING



MBT® SensorTechnology™
Bottom unit component that is located between the midsole and the outsole and with its soft PU compound creates the specific functionality of the MBT® sole.



Midsole with Pivot Axis
The unique & functional part of the midsole is the pivot axis underneath the midfoot, which promotes active rolling movement with every step.

FEATURES

- *ACTION LEATHER
- *MESH FOOTBED
- *RUBBER OUTSOLE

MODEL



COLOR

BLACK/BLACK
257F



SPORT 3 COMFORT WIDTH W

Article-No.: 700816

Sizes: EU 35-43

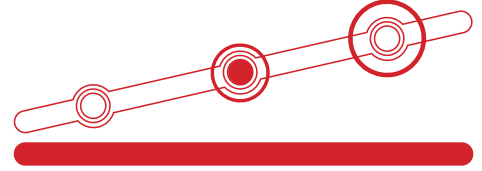


COLOUR: WHITE

COLOUR CODE: 16Y



MBT INDEX



MODEL

COLOUR

FEATURES

ACTIVATE

DYNAMIC

PERFORMANCE



BLACK
03Y

*SYNTHETIC LEATHER+
MESH,
*MESH FOOTBED,
*NON-MARKING RUBBER
OUTSOLE



MBT® SensorTechnology™

Bottom unit component that is located between the midsole and the outsole and with its soft PU compound creates the specific functionality of the MBT® sole.



Midsole with Pivot Axis

The unique & functional part of the midsole is the pivot axis underneath the midfoot, which promotes active rolling movement with every step.



Non-marking rubber

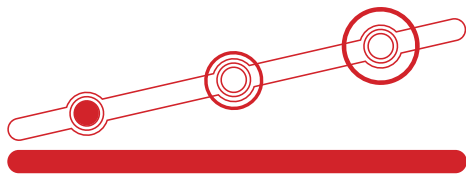
High abrasion resistant outsole rubber that leaves no black marks on the floor.

GADI LACE UP W

Article-No.: 702036

Sizes: US W'S 5.0-13.0

MBT RUN MATRIX



COLOUR: Core Red/Black

COLOUR CODE: ---

FAST

PERFORMANCE

CUSHIONING

FEATURES

MODEL

COLOR



MBT® SensorTechnology™

Bottom unit component that is located between the midsole and the outsole and with its soft PU compound creates the specific functionality of the MBT® sole.



Midsole with Pivot Axis

The unique & functional part of the midsole is the pivot axis underneath the midfoot, which promotes active rolling movement with every step.

*MESH
*MESH FOOTBED
*RUBBER OUTSOLE



Cement Taupe/Port Red



Heron Purple/Orchid Pink



• MODENA •
SLIP ON

WOMENS





FLEXI MESH UPPER

Ultra breathable sandwich fabric



M-FOAM SOLE

Lightweight
Flexible
Bouncy

CONCAVE HEEL

Absorbs impact
& Cushions

ORTHOLITE™ INSOLE

Lasting Cushioning
Moisture Wicking
Anti-Microbial



MODENA SLIP ON W

Article-No.: 702626

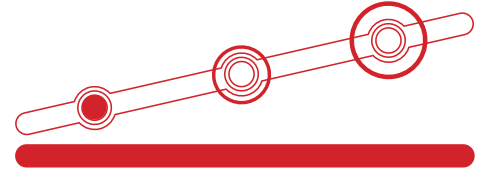
Sizes: US W'S 5.0-13.0



COLOUR: MILITARY COLOUR CODE: 125Y



MBT RUN MATRIX



MODEL

COLOUR

FEATURES

FAST

PERFORMANCE

CUSHIONING



BLACK/BLACK
257Y

*MESH+SYNTHETIC
*MESH FOOTBED
*RBS OUTSOLE



MBT® SensorTechnology™
Bottom unit component that is located between the midsole and the outsole and with its soft PU compound creates the specific functionality of the MBT® sole.



Midsole with Pivot Axis
The unique & functional part of the midsole is the pivot axis underneath the midfoot, which promotes active rolling movement with every step.



GREY
20Y



WHITE
16Y

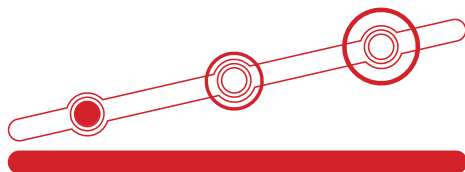


MODENA SLIP ON W

Article-No.: 702626

Sizes: US W'S 5.0-13.0

MBT RUN MATRIX



FAST

PERFORMANCE

CUSHIONING

FEATURES

MODEL

COLOR



MBT® SensorTechnology™
Bottom unit component that is located between the midsole and the outsole and with its soft PU compound creates the specific functionality of the MBT® sole.



Midsole with Pivot Axis
The unique & functional part of the midsole is the pivot axis underneath the midfoot, which promotes active rolling movement with every step.

*MESH+SYNTHETIC
*MESH FOOTBED
*RBS OUTSOLE



COLOUR: ORANGE

COLOUR CODE: 84Y



BLACK/WHITE
399Y



NAVY
12Y



MODENA SLIP ON SYNTHETIC LEATHER W

Article-No.: 702628

Sizes: US W'S 5.0-13.0

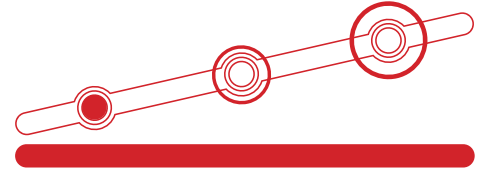


COLOUR: Antique Blue

COLOUR CODE: ---



MBT RUN MATRIX



MODEL

COLOUR

FEATURES

FAST

PERFORMANCE

CUSHIONING



IVORY

*MESH+SYNTHETIC
*MESH FOOTBED
*SPONGE OUTSOLE



MBT® SensorTechnology™

Bottom unit component that is located between the midsole and the outsole and with its soft PU compound creates the specific functionality of the MBT® sole.



Midsole with Pivot Axis

The unique & functional part of the midsole is the pivot axis underneath the midfoot, which promotes active rolling movement with every step.



TAN

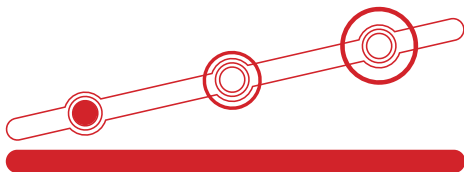


MODENA SLIP ON SYNTHETIC LEATHER W

Article-No.: 702628

Sizes: US W'S 5.0-13.0

MBT RUN MATRIX



COLOUR: BLACK

COLOUR CODE: O3L



FAST

PERFORMANCE

CUSHIONING

FEATURES

MODEL

COLOR



MBT® SensorTechnology™

Bottom unit component that is located between the midsole and the outsole and with its soft PU compound creates the specific functionality of the MBT® sole.



Midsole with Pivot Axis

The unique & functional part of the midsole is the pivot axis underneath the midfoot, which promotes active rolling movement with every step.

*SYNTHETIC
*MESH FOOTBED
*SPONGE OUTSOLE



GREY
20L



VOI SLIP ON W

Article-No.: ---

Sizes: US W'S 5.0-13.0

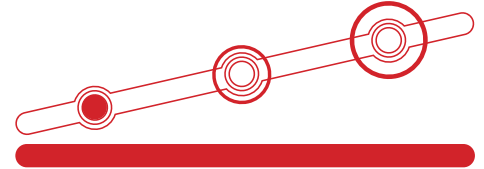


COLOUR: BLUE

COLOUR CODE: ---



MBT RUN MATRIX



MODEL	COLOUR	FEATURES	FAST	PERFORMANCE	CUSHIONING
		<ul style="list-style-type: none"> *ACTION LEATHER *MESH FOOTBED * RUBBER OUTSOLE 	<p>MBT® SensorTechnology™ Bottom unit component that is located between the midsole and the outsole and with its soft PU compound creates the specific functionality of the MBT® sole.</p>	<p>Midsole with Pivot Axis The unique & functional part of the midsole is the pivot axis underneath the midfoot, which promotes active rolling movement with every step.</p>	

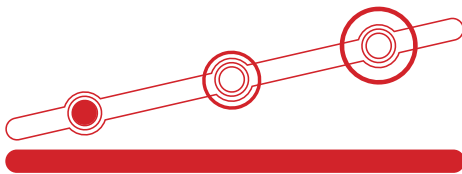


ZANE W

Article-No.: ---

Sizes: US W'S 5.0-13.0

MBT RUN MATRIX



COLOUR: BLACK

COLOUR CODE: ---



FAST	PERFORMANCE	CUSHIONING	FEATURES	MODEL	COLOR
<p>MBT® SensorTechnology™ Bottom unit component that is located between the midsole and the outsole and with its soft PU compound creates the specific functionality of the MBT® sole.</p>	<p>Midsole with Pivot Axis The unique & functional part of the midsole is the pivot axis underneath the midfoot, which promotes active rolling movement with every step.</p>		<ul style="list-style-type: none"> *ACTION LEATHER *MESH FOOTBED * RUBBER OUTSOLE 		OCEAN ---
					GREY ---



DUNK W

Article-No.: ---

Sizes: US W'S 5,0-13,0

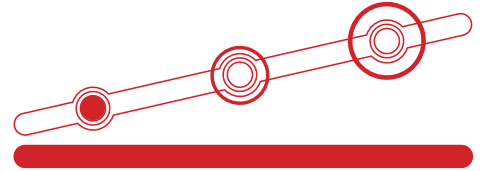


COLOUR: BLACK/SILVER

COLOUR CODE: ---



MBT RUN MATRIX



MODEL

COLOUR

FEATURES

FAST

PERFORMANCE

CUSHIONING



NAVY/SILVER

- *ACTION LEATHER
- *MESH FOOTBED
- * RUBBER OUTSOLE



MBT® SensorTechnology™
Bottom unit component that is located between the midsole and the outsole and with its soft PU compound creates the specific functionality of the MBT® sole.



Midsole with Pivot Axis
The unique & functional part of the midsole is the pivot axis underneath the midfoot, which promotes active rolling movement with every step.

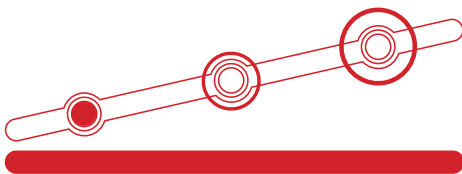


VOI SLIP ON W

Article-No.: ---

Sizes: US W'S 5,0-13,0

MBT RUN MATRIX



COLOUR: BLACK

COLOUR CODE: ---

FAST

PERFORMANCE

CUSHIONING

FEATURES

MODEL

COLOR



MBT® SensorTechnology™
Bottom unit component that is located between the midsole and the outsole and with its soft PU compound creates the specific functionality of the MBT® sole.



Midsole with Pivot Axis
The unique & functional part of the midsole is the pivot axis underneath the midfoot, which promotes active rolling movement with every step.

- *ACTION LEATHER
- *MESH FOOTBED
- * RUBBER OUTSOLE



PURPLE



LIGHT GREY



BIRCH



COLORADO 17 W

Article-No.: 700924

Sizes: US W'S 5.0-13.0




COLOUR: GREY/GREEN

COLOUR CODE: 1090Y



MBT INDEX



MODEL

COLOUR

FEATURES

ACTIVATE

DYNAMIC

PERFORMANCE



L.T BLUE/WHITE
1283Y

- *MESH+SYNTHETIC
- *MESH FOOTBED
- *RUBBER OUTSOLE



MBT® SensorTechnology™
Bottom unit component that is located between the midsole and the outsole and with its soft PU compound creates the specific functionality of the MBT® sole.



Midsole with Pivot Axis
The unique & functional part of the midsole is the pivot axis underneath the midfoot, which promotes active rolling movement with every step.



BLACK/GREY
26Y




HIMAYA GTX W

Article-No.: 700865

Sizes: EU 35-43

MBT INDEX



COLOUR: BLACK/BLACK

COLOUR CODE: 257T

ACTIVATE

DYNAMIC

PERFORMANCE

FEATURES

MODEL

COLOR



MBT® SensorTechnology™
Bottom unit component that is located between the midsole and the outsole and with its soft PU compound creates the specific functionality of the MBT® sole.



Midsole with Pivot Axis
The unique & functional part of the midsole is the pivot axis underneath the midfoot, which promotes active rolling movement with every step.

- *WATERPROOF NUBUCK
- *WATERPROOF MESH
- *MESH FOOTBED
- *VIBRAM RUBBER OUTSOLE(XS TREK)



KIBO GTX W

Article-No.: 702622

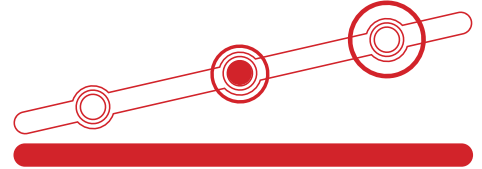
Sizes: EU 35-43



COLOUR: BLACK COLOUR CODE: 03T



MBT INDEX



MODEL



COLOUR

BROWN
22T

FEATURES

- *WATERPROOF NUBUCK
- *WATERPROOF MESH
- *MESH FOOTBED
- *VIBRAM RUBBER OUTSOLE(XS TREK)

ACTIVATE

DYNAMIC

PERFORMANCE



MBT® SensorTechnology™

Bottom unit component that is located between the midsole and the outsole and with its soft PU compound creates the specific functionality of the MBT® sole.



Midsole with Pivot Axis

The unique & functional part of the midsole is the pivot axis underneath the midfoot, which promotes active rolling movement with every step.

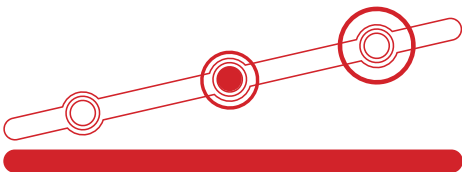


KINABALU W

Article-No.: 702614

Sizes: US W'S 5.0-13.0

MBT INDEX



COLOUR: TEAL/GREY COLOUR CODE: 1226Y

ACTIVATE

DYNAMIC

PERFORMANCE

FEATURES

MODEL

COLOR



MBT® SensorTechnology™

Bottom unit component that is located between the midsole and the outsole and with its soft PU compound creates the specific functionality of the MBT® sole.



Midsole with Pivot Axis

The unique & functional part of the midsole is the pivot axis underneath the midfoot, which promotes active rolling movement with every step.

- *MESH+SYNTHETIC
- *MESH FOOTBED
- *RUBBER OUTSOLE



BLACK/DARK GREY
1259Y



LEASHA 17 W

Article-No.: 700935 Sizes: EU 35-43

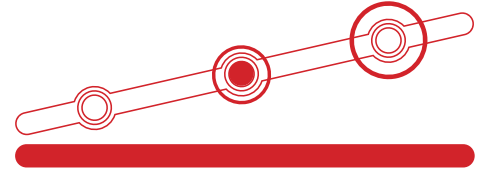


COLOUR: LT GREY/PEACH

COLOUR CODE: 1036Y



MBT INDEX



MODEL

COLOUR

FEATURES

ACTIVATE

DYNAMIC

PERFORMANCE



LILAC/PURPLE
1037Y

- *MESH+SYNTHETIC
- *MESH FOOTBED
- *RUBBER OUTSOLE



MBT® SensorTechnology™

Bottom unit component that is located between the midsole and the outsole and with its soft PU compound creates the specific functionality of the MBT® sole.



Midsole with Pivot Axis

The unique & functional part of the midsole is the pivot axis underneath the midfoot, which promotes active rolling movement with every step.

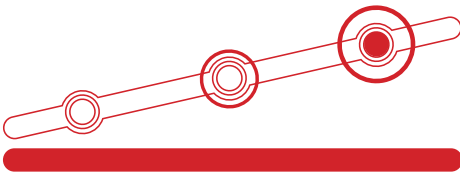


BLACK/SILVER/STEEL
211Y

LILA 9 SPORT SANDAL W

Article-No.: 701010 Sizes: EU 35-43

MBT INDEX



COLOUR: BLACK/CHARCOAL GREY COLOUR CODE: 201L

ACTIVATE

DYNAMIC

PERFORMANCE

FEATURES

MODEL

COLOR



MBT® SensorTechnology™

Bottom unit component that is located between the midsole and the outsole and with its soft PU compound creates the specific functionality of the MBT® sole.



Midsole with Pivot Axis

The unique & functional part of the midsole is the pivot axis underneath the midfoot, which promotes active rolling movement with every step.

- *SYNTHETIC LEATHER
- *MICROFIBER FOOTBED
- *RUBBER OUTSOLE



CHARCOAL GREY/DK PURPLE
1304L

MAWENSI W

Article-No.: 702620

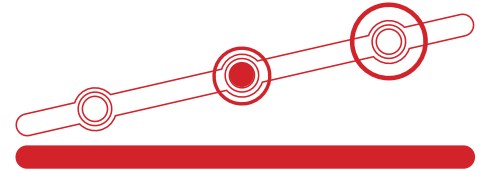
Sizes: EU 35-43








COLOUR: BROWN COLOUR CODE: 22Y 



MBT INDEX



MODEL	COLOUR	FEATURES	ACTIVATE	DYNAMIC	PERFORMANCE	
	BLACK 03Y	*WATERPROOF NUBUCK *WATERPROOF MESH *MESH FOOTBED * RUBBER OUTSOLE		MBT® SensorTechnology™ Bottom unit component that is located between the midsole and the outsole and with its soft PU compound creates the specific functionality of the MBT® sole.		Midsole with Pivot Axis The unique & functional part of the midsole is the pivot axis underneath the midfoot, which promotes active rolling movement with every step.
	GRAY/RED 1183Y					
	GRAY/BLUE 1272Y					

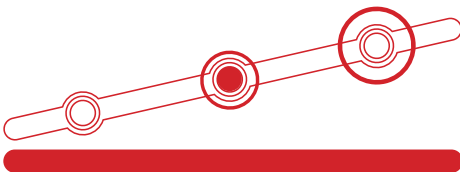


SIMBA ATR W




Article-No.: 702034

Sizes: US W'S 5.0-13.0

MBT INDEX



COLOUR: BLUE/GREEN COLOUR CODE: 1284Y

ACTIVATE	DYNAMIC	PERFORMANCE	FEATURES	MODEL	COLOR
	MBT® SensorTechnology™ Bottom unit component that is located between the midsole and the outsole and with its soft PU compound creates the specific functionality of the MBT® sole.		*MESH+SYNTHETIC *MESH FOOTBED *RUBBER OUTSOLE		GREY/PURPLE 1123Y
	Midsole with Pivot Axis The unique & functional part of the midsole is the pivot axis underneath the midfoot, which promotes active rolling movement with every step.				



BARIDI W

Article-No.: 700922

Sizes: EU35-43

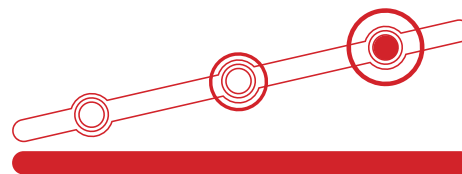


COLOUR: BLACK/BLACK

COLOUR CODE: 257Y



MBT INDEX



MODEL

COLOUR

FEATURES

ACTIVATE

DYNAMIC

PERFORMANCE



STONE/GREY
1290Y

*SYNTHETIC PU+MESH
*MESH FOOTBED
*MBT RB OUTSOLE



MBT® SensorTechnology™

Bottom unit component that is located between the midsole and the outsole and with its soft PU compound creates the specific functionality of the MBT® sole.



Midsole with Pivot Axis

The unique & functional part of the midsole is the pivot axis underneath the midfoot, which promotes active rolling movement with every step.



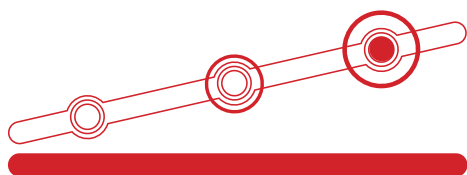
RED/BLACK
1126Y

MBT-1997 CLASSIC W

Article-No.: 700709

Sizes: EU 39-47

MBT INDEX



COLOUR: BLACK/BRONZE

COLOUR CODE: 13o8Y

ACTIVATE

DYNAMIC

PERFORMANCE

FEATURES

MODEL

COLOR



MBT® SensorTechnology™

Bottom unit component that is located between the midsole and the outsole and with its soft PU compound creates the specific functionality of the MBT® sole.



Midsole with Pivot Axis

The unique & functional part of the midsole is the pivot axis underneath the midfoot, which promotes active rolling movement with every step.

*MESH+SYNTHETIC
*MESH FOOTBED
*RUBBER OUTSOLE



LT GREY/PEWTER
1309Y



NAVY/PEWTER
1310Y

MBT-1997 LEATHER W

Article-No.: 700970 Sizes: EU 39-47

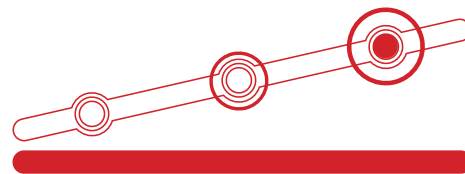


COLOUR: DEEP GREEN

COLOUR CODE: 1288N



MBT INDEX



MODEL



COLOUR

WHITE
16N

FEATURES

- *FULL GRAIN
- *MESH FOOTBED
- *RUBBER OUTSOLE

ACTIVATE

DYNAMIC

PERFORMANCE



MBT® SensorTechnology™

Bottom unit component that is located between the midsole and the outsole and with its soft PU compound creates the specific functionality of the MBT® sole.




















Midsole with Pivot Axis

The unique & functional part of the midsole is the pivot axis underneath the midfoot, which promotes active rolling movement with every step.



















BLACK NAPPA
03N

NEW MODELS

MODEL	MODEL	ARTICLE	RUN MATRIX	SIZE RANGE	COLOR CODE	MODEL	MODEL	ARTICLE	RUN MATRIX	SIZE RANGE	COLOR CODE
	BARIDI W	700922-1290Y	PERFORMANCE	EU35-43	STONE/GREY		LEASHA 17 W	700935-1037Y	DYNAMIC	EU 35-43	LILAC/PURPLE
	BARIDI W	700922-1126Y	PERFORMANCE	EU35-43	RED/BLACK		LILA 9 SPORT SANDAL W	701010-201L	PERFORMANCE	EU 35-43	BLACK/CHARCOAL GREY
	MBT-1997 CLASSIC W	700709-1308Y	PERFORMANCE	EU 39 - 47	BLACK/BRONZE		LILA 9 SPORT SANDAL W	701010-1304L	PERFORMANCE	EU 35-43	CHARCOAL GREY/DK PURPLE
	MBT-1997 CLASSIC W	700709-1309Y	PERFORMANCE	EU 39 - 47	LT GREY/PEWTER		SIMBA ATR W	702034-1284Y	DYNAMIC	US W'S 5.0-13.0	BLUE/GREEN
	MBT-1997 CLASSIC W	700709-1310Y	PERFORMANCE	EU 39 - 47	NAVY/PEWTER		SIMBA ATR W	702034-1123Y	DYNAMIC	US W'S 5.0-13.0	GREY/PURPLE
	MBT-1997 LEATHER W	700970-1288N	PERFORMANCE	EU 39 - 47	DEEP GREEN						
	MBT-1997 LEATHER W	700970-16N	PERFORMANCE	EU 39 - 47	WHITE						
	COLORADO 17 W	700924-1090Y	DYNAMIC	US W'S 5.0-13.0	GREY/GREEN						
	COLORADO 17 W	700924-1283Y	DYNAMIC	US W'S 5.0-13.0	LT BLUE/WHITE						
	KINA-BALU W	702614-1226Y	DYNAMIC	US W'S 5.0-13.0	TEAL/GREY						
	KINA-BALU W	702614-1259Y	DYNAMIC	US W'S 5.0-13.0	BLACK/DARK GREY						
	LEASHA 17 W	700935-1036Y	DYNAMIC	EU 35-43	LT GREY/PEACH						



NEW MODELS

MODEL	MODEL	ARTICLE	RUN MATRIX	SIZE RANGE	COLOR CODE	MODEL	MODEL	ARTICLE	RUN MATRIX	SIZE RANGE	COLOR CODE
	GADI LACE UP W	702036-	FAST	US W'S 5.0-13.0	Core Red/Black		ZANE W		FAST	US W'S 5.0-13.0	OCEAN
	GADI LACE UP W	702036-	FAST	US W'S 5.0-13.0	Cement Taupe/Port Red		ZANE W		FAST	US W'S 5.0-13.0	GREY
	GADI LACE UP W	702036-	FAST	US W'S 5.0-13.0	Heron Purple/Orchid Pink		DUNK W		FAST	US W'S 5.0-13.0	BLACK/SILVER
	MODENA SLIP ON SYNTHETIC LEATHER W	702628-	FAST	US W'S 5.0-13.0	Antique Blue		DUNK W		FAST	US W'S 5.0-13.0	NAVY/SILVER
	MODENA SLIP ON SYNTHETIC LEATHER W	702628-	FAST	US W'S 5.0-13.0	Ivory						
	MODENA SLIP ON SYNTHETIC LEATHER W		FAST	US W'S 5.0-13.0	Ten						
	VOI SLIP ON W		FAST	US W'S 5.0-13.0	BLACK						
	VOI SLIP ON W		FAST	US W'S 5.0-13.0	PURPLE						
	VOI SLIP ON W		FAST	US W'S 5.0-13.0	LIGHT GREY						
	VOI SLIP ON W		FAST	US W'S 5.0-13.0	Birch						
	VOI SLIP ON W		FAST	US W'S 5.0-13.0	Blue						
	ZANE W		FAST	US W'S 5.0-13.0	BLACK						

CARRY OVER MODELS

MODEL	MODEL NO.	ARTICLE NO	RUN MATRIX	SIZE RANGE	COLOR CODE	MODEL	MODEL NO.	ARTICLE NO	RUN MATRIX	SIZE RANGE	COLOR CODE
	BARIDI W	700922-257Y	PERFORMANCE	EU35-43	BLACK/BLACK		LEASHA 17 W	700935-211Y	DYNAMIC	EU 35-43	BLACK/SILVER/STEEL
	MBT-1997 LEATHER W	700970-03N	PERFORMANCE	EU 39 - 47	BLACK NAPPA		MAWEN-SI W	702620-22Y	DYNAMIC	EU 35-43	BROWN
	AMARA 6S GTX W	700833-03T	DYNAMIC	EU 35-43	BLACK		MAWEN-SI W	702620-03Y	DYNAMIC	EU 35-43	BLACK
	AMARA 6S GTX W	700833-1121T	DYNAMIC	EU 35-43	RASPBERRY		MAWEN-SI W	702620-1183Y	DYNAMIC	EU 35-43	GRAY/RED
	SIMBA TRAINER W	700861-257F	PERFORMANCE	US W'S 5.0-13.0	BLACK/BLACK		MAWEN-SI W	702620-1272Y	DYNAMIC	EU 35-43	GRAY/BLUE
	SIMBA TRAINER W	700861-409F	PERFORMANCE	US W'S 5.0-13.0	WHITE/SILVER		MODENA SLIP ON W	702626-20Y	FAST	US W'S 5.0-13.0	GREY
	SPORT 3 COM-FORT WIDTH W	700816-16Y	DYNAMIC	EU 35-43	WHITE		MODENA SLIP ON W	702626-16Y	FAST	US W'S 5.0-13.0	WHITE
	SPORT 3 COM-FORT WIDTH W	700816-03Y	DYNAMIC	EU 35-43	BLACK		MODENA SLIP ON W	702626-84Y	FAST	US W'S 5.0-13.0	ORANGE
	COLORADO 17 W	700924-26Y	DYNAMIC	US W'S 5.0-13.0	BLACK/GREY		MODENA SLIP ON W	702626-399Y	FAST	US W'S 5.0-13.0	BLACK/WHITE
	HIMAYA GTX W	700865-257T	DYNAMIC	EU 35-43	BLACK/BLACK		MODENA SLIP ON W	702626-12Y	FAST	US W'S 5.0-13.0	NAVY
	KIBO GTX W	702622-03T	DYNAMIC	EU 35-43	BLACK		MODENA SLIP ON W	702626-125Y	FAST	US W'S 5.0-13.0	MILITARY
	KIBO GTX W	702622-22T	DYNAMIC	EU 35-43	BROWN		MODENA SLIP ON W	702626-257Y	FAST	US W'S 5.0-13.0	BLACK/BLACK

CARRY OVER MODELS

MODEL	MODEL	ARTICLE	RUN MATRIX	SIZE RANGE	COLOR CODE
	MODENA SLIP ON SYN- THETIC LEATHER W	702628- 03L	FAST	US W'S 5.0-13.0	BLACK
	MODENA SLIP ON SYN- THETIC LEATHER W	702628- 20L	FAST	US W'S 5.0-13.0	GREY

ACTIVE COLLECTION

MEN

KITABU GTX M

Article-No.: 702601

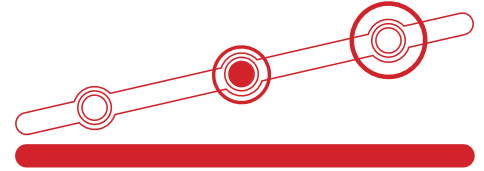
Sizes: EU 39 -47



COLOUR: DK BROWN COLOUR CODE: 22T



MBT INDEX



MODEL



COLOUR

BLACK
03T

FEATURES

- *WATERPROOF NUBUCK
- *WATERPROOF SYNTHETIC
- *NON-WICKING NYLON
- *MESH FOOTBED
- *VIBRAM RUBBER OUTSOLE(XS TREK)

ACTIVATE

DYNAMIC

PERFORMANCE



MBT® SensorTechnology™

Bottom unit component that is located between the midsole and the outsole and with its soft PU compound creates the specific functionality of the MBT® sole.



Midsole with Pivot Axis

The unique & functional part of the midsole is the pivot axis underneath the midfoot, which promotes active rolling movement with every step.



XSIREK

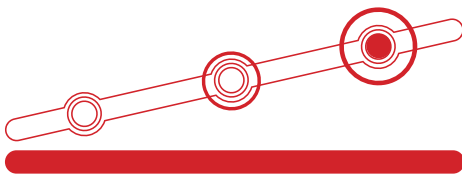


SIMBA TRAINER M

Article-No.: 700860

Sizes: US M'S 6.0-14.0

MBT INDEX



COLOUR: BLACK/BLACK

COLOUR CODE: 257F

ACTIVATE

DYNAMIC

PERFORMANCE

FEATURES

- *ACTION LEATHER
- *MESH FOOTBED
- *RUBBER OUTSOLE

MODEL



COLOR

WHITE/SILVER
409F



SPORT 3 COMFORT WIDTH W

Article-No.: 700815

Sizes: EU 39 - 47

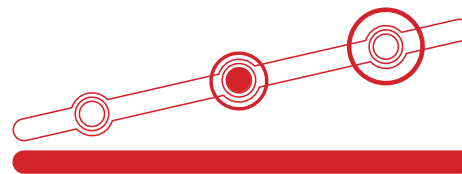


COLOUR: WHITE

COLOUR CODE: 16Y



MBT INDEX



MODEL

COLOUR

FEATURES

ACTIVATE

DYNAMIC

PERFORMANCE



BLACK
03Y

- *SYNTHETIC LEATHER+ MESH,
- *MESH FOOTBED,
- *NON-MARKING RUBBER OUTSOLE



MBT® SensorTechnology™

Bottom unit component that is located between the midsole and the outsole and with its soft PU compound creates the specific functionality of the MBT® sole.



Midsole with Pivot Axis

The unique & functional part of the midsole is the pivot axis underneath the midfoot, which promotes active rolling movement with every step.



Non-marking rubber


High abrasion resistant outsole rubber that leaves no black marks on the floor.

GADI LACE UP M

Article-No.: 702035

Sizes: US M'S 6.0-14.0

MBT RUN MATRIX



COLOUR: CORE RED/BLACK

COLOUR CODE: ---

FAST

PERFORMANCE

CUSHIONING

FEATURES

MODEL

COLOR



MBT® SensorTechnology™

Bottom unit component that is located between the midsole and the outsole and with its soft PU compound creates the specific functionality of the MBT® sole.



Midsole with Pivot Axis

The unique & functional part of the midsole is the pivot axis underneath the midfoot, which promotes active rolling movement with every step.

- *MESH
- *MESH FOOTBED
- *RUBBER OUTSOLE



ARMY GREEN



CEMENT TAUPE/PORT RED



OCEAN BLUE



MODENA SLIP ON M

Article-No.: 702625

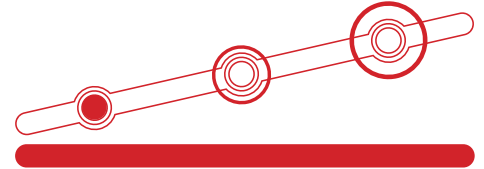
Sizes: US M'S 6.0-13.0



COLOUR: MILITARY COLOUR CODE: 125Y



MBT RUN MATRIX



MODEL

COLOUR

FEATURES

FAST

PERFORMANCE

CUSHIONING



BLACK/BLACK
257Y

*MESH+SYNTHETIC
*MESH FOOTBED
*RBS OUTSOLE



MBT® SensorTechnology™
Bottom unit component that is located between the midsole and the outsole and with its soft PU compound creates the specific functionality of the MBT® sole.



Midsole with Pivot Axis
The unique & functional part of the midsole is the pivot axis underneath the midfoot, which promotes active rolling movement with every step.



GREY
20Y



WHITE
16Y

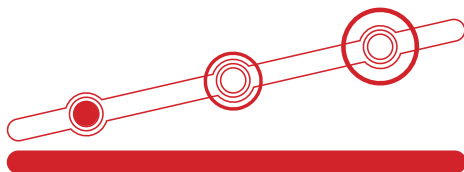


MODENA SLIP ON M

Article-No.: 702625

Sizes: US M'S 6.0-13.0

MBT RUN MATRIX



FAST

PERFORMANCE

CUSHIONING

FEATURES

MODEL

COLOR



MBT® SensorTechnology™
Bottom unit component that is located between the midsole and the outsole and with its soft PU compound creates the specific functionality of the MBT® sole.



Midsole with Pivot Axis
The unique & functional part of the midsole is the pivot axis underneath the midfoot, which promotes active rolling movement with every step.

*MESH+SYNTHETIC
*MESH FOOTBED
*RBS OUTSOLE



COLOUR: ORANGE

COLOUR CODE: 84Y



BLACK/WHITE
399Y



NAVY
12Y



MODENA SLIP ON SYNTHETIC LEATHER M

Article-No.: 702627

Sizes: US M'S 6.0-13.0

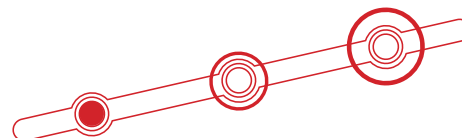


COLOUR: ANTIQUE BLUE

COLOUR CODE: ---



MBT RUN MATRIX



MODEL

COLOUR

FEATURES

FAST

PERFORMANCE

CUSHIONING



ANTIQUE BROWN

*MESH+SYNTHETIC

*MESH FOOTBED

*SPONGE OUTSOLE



MBT® SensorTechnology™

Bottom unit component that is located between the midsole and the outsole and with its soft PU compound creates the specific functionality of the MBT® sole.



Midsole with Pivot Axis

The unique & functional part of the midsole is the pivot axis underneath the midfoot, which promotes active rolling movement with every step.



IVORY

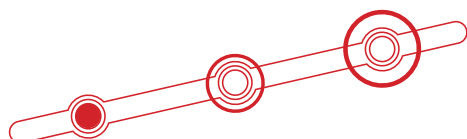


MODENA SLIP ON SYNTHETIC LEATHER M

Article-No.: 702627

Sizes: US M'S 6.0-13.0

MBT RUN MATRIX



FAST

PERFORMANCE

CUSHIONING

FEATURES

MODEL

COLOR



COLOUR: BLACK

COLOUR CODE: O3L



MBT® SensorTechnology™

Bottom unit component that is located between the midsole and the outsole and with its soft PU compound creates the specific functionality of the MBT® sole.



Midsole with Pivot Axis

The unique & functional part of the midsole is the pivot axis underneath the midfoot, which promotes active rolling movement with every step.

*SYNTHETIC

*MESH FOOTBED

*SPONGE OUTSOLE



GREY
20L



VOI SLIP ON M

Article-No.: ---

Sizes: US M'S 6.0-14.0

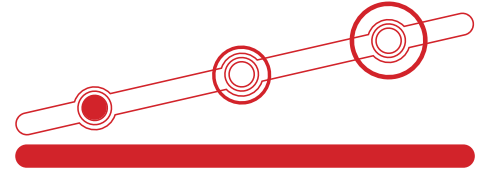


COLOUR: BLACK/WHITE

COLOUR CODE: ---



MBT RUN MATRIX



MODEL

COLOUR

FEATURES

FAST

PERFORMANCE

CUSHIONING



BLUE

- *MESH+SYNTHETIC
- *MESH FOOTBED
- *SPONGE OUTSOLE



MBT® SensorTechnology™

Bottom unit component that is located between the midsole and the outsole and with its soft PU compound creates the specific functionality of the MBT® sole.



Midsole with Pivot Axis

The unique & functional part of the midsole is the pivot axis underneath the midfoot, which promotes active rolling movement with every step.



DARK GREY

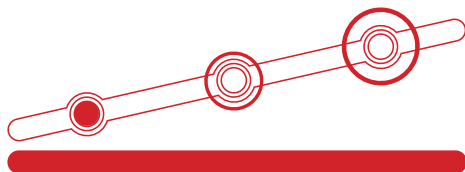


ZANE M

Article-No.: ---

Sizes: US M'S 6.0-14.0

MBT RUN MATRIX



COLOUR: BLACK

COLOUR CODE: 257F

FAST

PERFORMANCE

CUSHIONING

FEATURES

MODEL

COLOR



MBT® SensorTechnology™

Bottom unit component that is located between the midsole and the outsole and with its soft PU compound creates the specific functionality of the MBT® sole.



Midsole with Pivot Axis

The unique & functional part of the midsole is the pivot axis underneath the midfoot, which promotes active rolling movement with every step.

- *MESH+SYNTHETIC
- *MESH FOOTBED
- *SPONGE OUTSOLE



OCEAN



GREY



DUNK M

Article-No.: ---

Sizes: US M'S 6.0-14.0




COLOUR: BLACK/SILVER

COLOUR CODE: 22T



MBT RUN MATRIX



MODEL

COLOUR

FEATURES

FAST

PERFORMANCE

CUSHIONING



NAVY/SILVER

- *MESH+SYNTHETIC
- *MESH FOOTBED
- *SPONGE OUTSOLE



MBT® SensorTechnology™

Bottom unit component that is located between the midsole and the outsole and with its soft PU compound creates the specific functionality of the MBT® sole.



Midsole with Pivot Axis

The unique & functional part of the midsole is the pivot axis underneath the midfoot, which promotes active rolling movement with every step.

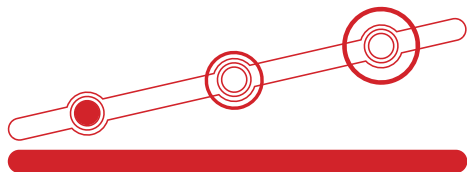


VOI SLIP ON M

Article-No.: ---

Sizes: US M'S 6.0-14.0

MBT RUN MATRIX



COLOUR: BLACK

COLOUR CODE: ---

FAST

PERFORMANCE

CUSHIONING

FEATURES

MODEL

COLOR



MBT® SensorTechnology™

Bottom unit component that is located between the midsole and the outsole and with its soft PU compound creates the specific functionality of the MBT® sole.



Midsole with Pivot Axis

The unique & functional part of the midsole is the pivot axis underneath the midfoot, which promotes active rolling movement with every step.

- *MESH+SYNTHETIC
- *MESH FOOTBED
- *SPONGE OUTSOLE



WINTER INDIGO



LIGHT GREY



ARMY GREEN



COLORADO 17 M

Article-No.: 700925

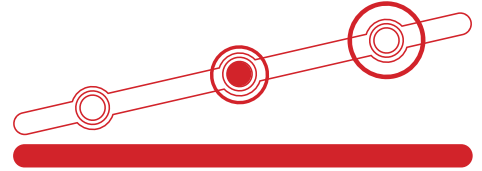
Sizes: US M'S 6.0-14.0



COLOUR: SAND COLOUR CODE: 43Y



MBT INDEX



COLOUR

BLACK/GREY
26Y

FEATURES

- *MESH+SYNTHETIC
- *MESH FOOTBED
- *RUBBER OUTSOLE

ACTIVATE

DYNAMIC

PERFORMANCE



MBT® SensorTechnology™

Bottom unit component that is located between the midsole and the outsole and with its soft PU compound creates the specific functionality of the MBT® sole.



Midsole with Pivot Axis

The unique & functional part of the midsole is the pivot axis underneath the midfoot, which promotes active rolling movement with every step.

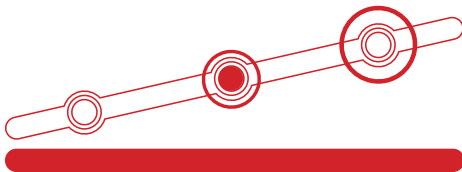


HODARI GTX M

Article-No.: 700864

Sizes: EU 39-47

MBT INDEX



COLOUR: BLACK/BLACK

COLOUR CODE: 257T



ACTIVATE

DYNAMIC

PERFORMANCE

FEATURES

MODEL

COLOR



MBT® SensorTechnology™

Bottom unit component that is located between the midsole and the outsole and with its soft PU compound creates the specific functionality of the MBT® sole.



Midsole with Pivot Axis

The unique & functional part of the midsole is the pivot axis underneath the midfoot, which promotes active rolling movement with every step.

- *WATERPROOF NUBUCK
- *WATERPROOF MESH
- *MESH FOOTBED
- *VIBRAM RUBBER OUTSOLE(XS TREK)



KIBO GTX M

Article-No.: 702621

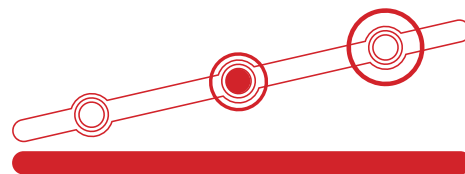
Sizes: EU 39-47



COLOUR: BLACK COLOUR CODE: o3T



MBT INDEX



MODEL

COLOUR

FEATURES

ACTIVATE

DYNAMIC

PERFORMANCE



BROWN
22T

- *WATERPROOF NUBUCK
- *WATERPROOF MESH
- *MESH FOOTBED
- *VIBRAM RUBBER OUTSOLE(XS TREK)



MBT® SensorTechnology™

Bottom unit component that is located between the midsole and the outsole and with its soft PU compound creates the specific functionality of the MBT® sole.



Midsole with Pivot Axis

The unique & functional part of the midsole is the pivot axis underneath the midfoot, which promotes active rolling movement with every step.




KINABALU M

Article-No.: 702613

Sizes: US M'S 6.0-14.0

MBT INDEX



COLOUR: TEAL/GREY

COLOUR CODE: 1226Y

ACTIVATE

DYNAMIC

PERFORMANCE

FEATURES

MODEL

COLOR



MBT® SensorTechnology™

Bottom unit component that is located between the midsole and the outsole and with its soft PU compound creates the specific functionality of the MBT® sole.



Midsole with Pivot Axis

The unique & functional part of the midsole is the pivot axis underneath the midfoot, which promotes active rolling movement with every step.

- *MESH+SYNTHETIC
- *MESH FOOTBED
- *RUBBER OUTSOLE



BLACK/DARK GREY
1259Y



MAWENSI M

Article-No.: 702619

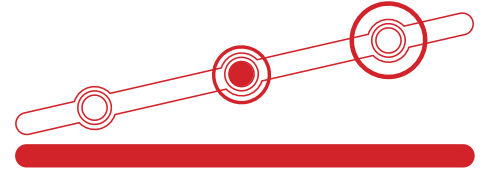
Sizes: EU 39-47



COLOUR: BROWN COLOUR CODE: 22Y



MBT INDEX



MODEL

COLOUR

FEATURES

ACTIVATE

DYNAMIC

PERFORMANCE



BLACK
03Y

- *WATERPROOF NUBUCK
- *WATERPROOF MESH
- *MESH FOOTBED
- * RUBBER OUTSOLE



MBT® SensorTechnology™

Bottom unit component that is located between the midsole and the outsole and with its soft PU compound creates the specific functionality of the MBT® sole.



Midsole with Pivot Axis

The unique & functional part of the midsole is the pivot axis underneath the midfoot, which promotes active rolling movement with every step.



GRAY/RED
1183Y



GRAY/BLUE
1272Y

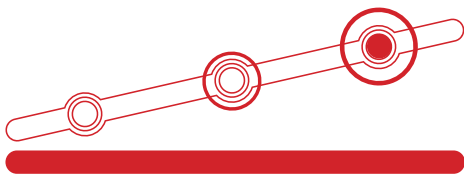


SAKA 6S M

Article-No.: 700787

Sizes: EU 39-47

MBT INDEX



COLOUR: BLACK

COLOUR CODE: 201L



ACTIVATE

DYNAMIC

PERFORMANCE

FEATURES

MODEL

COLOR



MBT® SensorTechnology™

Bottom unit component that is located between the midsole and the outsole and with its soft PU compound creates the specific functionality of the MBT® sole.



Midsole with Pivot Axis

The unique & functional part of the midsole is the pivot axis underneath the midfoot, which promotes active rolling movement with every step.

- *SYNTHETIC LEATHER
- *MICROFIBER FOOTBED(CLARINO)
- *RUBBER OUTSOLE

SIMBA ATR M

Article-No.: 702033

Sizes: US M'S 6.0-14.0

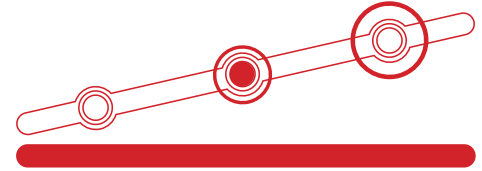


COLOUR: BLUE/ORANGE

COLOUR CODE: 1285Y



MBT INDEX



MODEL

COLOUR

FEATURES

ACTIVATE

DYNAMIC

PERFORMANCE



GREY/SILVER
1286Y

- *SYNTHETIC LEATHER
- *MICROFIBER FOOTBED(CLARINO)
- *RUBBER OUTSOLE



MBT® SensorTechnology™

Bottom unit component that is located between the midsole and the outsole and with its soft PU compound creates the specific functionality of the MBT® sole.



Midsole with Pivot Axis

The unique & functional part of the midsole is the pivot axis underneath the midfoot, which promotes active rolling movement with every step.



MBT-1997 CLASSIC M

Article-No.: 700708

Sizes: EU 39 - 47

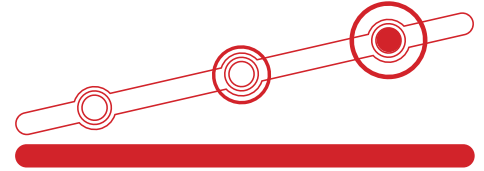


COLOUR: BLACK/BRONZE

COLOUR CODE: 1308Y



MBT INDEX



MODEL

COLOUR

FEATURES

ACTIVATE

DYNAMIC

PERFORMANCE



LT GREY/PEWTER
1309Y

- *MESH+SYNTHETIC
- *MESH FOOTBED
- *RUBBER OUTSOLE



MBT® SensorTechnology™

Bottom unit component that is located between the midsole and the outsole and with its soft PU compound creates the specific functionality of the MBT® sole.



Midsole with Pivot Axis

The unique & functional part of the midsole is the pivot axis underneath the midfoot, which promotes active rolling movement with every step.



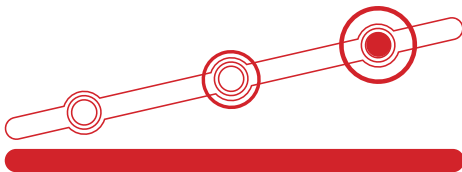
NAVY/PEWTER
1310Y

MBT-1997 LEATHER M

Article-No.: 700971

Sizes: EU 39 - 47

MBT INDEX



COLOUR: DEEP GREEN

COLOUR CODE: 1288N

ACTIVATE

DYNAMIC

PERFORMANCE

FEATURES

MODEL

COLOR



MBT® SensorTechnology™

Bottom unit component that is located between the midsole and the outsole and with its soft PU compound creates the specific functionality of the MBT® sole.



Midsole with Pivot Axis

The unique & functional part of the midsole is the pivot axis underneath the midfoot, which promotes active rolling movement with every step.

- *FULL GRAIN
- *MESH FOOTBED
- *RUBBER OUTSOLE



WHITE
16N






















BLACK NAPPA
03N

NEW MODELS

MODEL	MODEL	ARTICLE	RUN MATRIX	SIZE RANGE	COLOR CODE
	MBT-1997 CLASSIC M	700708-1308Y	PERFORMANCE	EU 39 - 47	BLACK/BRONZE
	MBT-1997 CLASSIC M	700708-1309Y	PERFORMANCE	EU 39 - 47	LT GREY/PEWTER
	MBT-1997 CLASSIC M	700708-1310Y	PERFORMANCE	EU 39 - 47	NAVY/PEWTER
	MBT-1997 LEATHER M	700971-1288N	PERFORMANCE	EU 39 - 47	DEEP GREEN
	MBT-1997 LEATHER M	700971-16N	PERFORMANCE	EU 39 - 47	WHITE
	MBT-1997 LEATHER M	700971-03N	PERFORMANCE	EU 39 - 47	BLACK NAPPA
	COLO-RADO 17 M	700925-43Y	DYNAMIC	US M'S 6.0-14.0	SAND
	KINA-BALU M	702613-1226Y	DYNAMIC	US M'S 6.0-14.0	TEAL/GREY
	KINA-BALU M	702613-1259Y	DYNAMIC	US M'S 6.0-14.0	BLACK/DARK GREY
	SIMBA ATR M	702033-1285Y	DYNAMIC	US M'S 6.0-14.0	BLUE/OR-ANGE
	SIMBA ATR M	702033-1286Y	DYNAMIC	US M'S 6.0-14.0	GREY/SILVER

NEW MODELS

MODEL	MODEL NO.	ARTICLE NO	RUN MATRIX	SIZE RANGE	COLOR CODE	MODEL	MODEL NO.	ARTICLE NO	RUN MATRIX	SIZE RANGE	COLOR CODE
	GADI LACE UP M	702035	FAST	US M'S 6.0-14.0	CORE RED/BLACK		VOI SLIP ON M		FAST	US M'S 6.0-14.0	BLUE
	GADI LACE UP M	702035	FAST	US M'S 6.0-14.0	ARMY GREEN		VOI SLIP ON M		FAST	US M'S 6.0-14.0	DARK GREY
	GADI LACE UP M	702035	FAST	US M'S 6.0-14.0	CEMENT TAUPE/PORT RED		ZANE M		FAST	US M'S 6.0-14.0	BLACK
	GADI LACE UP M	702035	FAST	US M'S 6.0-14.0	OCEAN BLUE		ZANE M		FAST	US M'S 6.0-14.0	OCEAN
	MODENA SLIP ON SYNTHETIC LEATHER M	702627	FAST	US M'S 6.0-13.0	ANTIQUÉ BLUE		ZANE M		FAST	US M'S 6.0-14.0	GREY
	MODENA SLIP ON SYNTHETIC LEATHER M	702627	FAST	US M'S 6.0-13.0	ANTIQUÉ BROWN		DUNK M		FAST	US M'S 6.0-14.0	BLACK/SILVER
	MODENA SLIP ON SYNTHETIC LEATHER M	702627	FAST	US M'S 6.0-13.0	IVORY		DUNK M		FAST	US M'S 6.0-14.0	NAVY/SILVER
	VOI SLIP ON M		FAST	US M'S 6.0-14.0	BLACK						
	VOI SLIP ON M		FAST	US M'S 6.0-14.0	WINTER INDIGO						
	VOI SLIP ON M		FAST	US M'S 6.0-14.0	LIGHT GREY						
	VOI SLIP ON M		FAST	US M'S 6.0-14.0	Army Green						
	VOI SLIP ON M		FAST	US M'S 6.0-14.0	BLACK/WHITE						

CARRY OVER MODELS

MODEL	MODEL NO.	ARTICLE NO	RUN MATRIX	SIZE RANGE	COLOR CODE	MODEL	MODEL NO.	ARTICLE NO	RUN MATRIX	SIZE RANGE	COLOR CODE
	KITABU GTX M	702601-03T	DYNAMIC	EU 39-47	BLACK		MAWEN-SI M	702619-1183Y	DYNAMIC	EU 39-47	GRAY/RED
	KITABU GTX M	702601-22T	DYNAMIC	EU 39-47	DK BROWN		MAWEN-SI M	702619-1272Y	DYNAMIC	EU 39-47	GRAY/BLUE
	SIMBA TRAINER M	700860-257F	PERFORMANCE	US M'S 6.0-14.0	BLACK/BLACK		SAKA 6S M	700787-201L	PERFORMANCE	EU 39-47	BLACK
	SIMBA TRAINER M	700860-409F	PERFORMANCE	US M'S 6.0-14.0	WHITE/SILVER		MODENA SLIP ON M	702625-20Y	FAST	US M'S 6.0-13.0	GREY
	SPORT 3 COM-FORT WIDTH M	700815-03Y	DYNAMIC	EU 39-47	BLACK		MODENA SLIP ON M	702625-16Y	FAST	US M'S 6.0-13.0	WHITE
	SPORT 3 COM-FORT WIDTH M	700815-16Y	DYNAMIC	EU 39-47	WHITE		MODENA SLIP ON M	702625-84Y	FAST	US M'S 6.0-13.0	ORANGE
	COLORADO 17 M	700925-26Y	PERFORMANCE	US M'S 6.0-14.0	BLACK/GREY		MODENA SLIP ON M	702625-399Y	FAST	US M'S 6.0-13.0	BLACK/WHITE
	HODARI GTX M	700864-257T	DYNAMIC	EU 39-47	BLACK/BLACK		MODENA SLIP ON M	702625-12Y	FAST	US M'S 6.0-13.0	NAVY
	KIBO GTX M	702621-03T	DYNAMIC	EU 39-47	BLACK		MODENA SLIP ON M	702625-125Y	FAST	US M'S 6.0-13.0	MILITARY
	KIBO GTX M	702621-22T	DYNAMIC	EU 39-47	BROWN		MODENA SLIP ON M	702625-257Y	FAST	US M'S 6.0-13.0	BLACK/BLACK
	MAWEN-SI M	702619-22Y	DYNAMIC	EU 39-47	BROWN		MODENA SLIP ON SYNTHETIC LEATHER M	702627-03L	FAST	US M'S 6.0-13.0	BLACK
	MAWEN-SI M	702619-03Y	DYNAMIC	EU 39-47	BLACK		MODENA SLIP ON SYNTHETIC LEATHER M	702627-20L	FAST	US M'S 6.0-13.0	GREY

CASUAL COLLECTION WOMEN



ANATAKA W

Article-No.: 400355


Sizes: EU35-43



COLOUR: BLACK COLOUR CODE: o3D



MBT INDEX



MODEL

COLOUR

FEATURES

ACTIVATE

DYNAMIC

PERFORMANCE



GREY
20D

- *SUEDE+MESH+NAPPA
- *MESH FOOTBED
- *MBT RB OUTSOLE



MBT® SensorTechnology™
Bottom unit component that is located between the midsole and the outsole and with its soft PU compound creates the specific functionality of the MBT® sole.




Midsole with Pivot Axis
The unique & functional part of the midsole is the pivot axis underneath the midfoot, which promotes active rolling movement with every step.

CHANTEL W

Article-No.: 700953

Sizes: EU35-43

MBT INDEX



COLOUR: BLACK COLOUR CODE: o3N

ACTIVATE

DYNAMIC

PERFORMANCE

FEATURES

MODEL

COLOR



MBT® SensorTechnology™
Bottom unit component that is located between the midsole and the outsole and with its soft PU compound creates the specific functionality of the MBT® sole.



Midsole with Pivot Axis
The unique & functional part of the midsole is the pivot axis underneath the midfoot, which promotes active rolling movement with every step.

- *NAPPA LEATHER+LYCRA
- *MICRO FIBER FOOTBED
- *MBT RB OUTSOLE



SILVER/WHITE
1190N

GAZI W

Article-No.: 702630

Sizes: EU 35-43

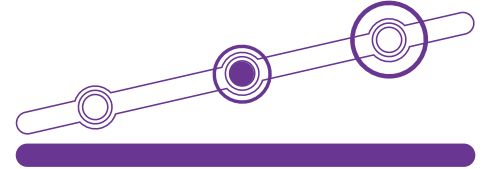


COLOUR: GREY

COLOUR CODE: 20U



MBT INDEX



MODEL

COLOUR

FEATURES

ACTIVATE

DYNAMIC

PERFORMANCE



BROWN
22U

- *NUBUCK
- *SYNTHETIC
- *MESH FOOTBED
- *RUBBER OUTSOLE



MBT® SensorTechnology™

Bottom unit component that is located between the midsole and the outsole and with its soft PU compound creates the specific functionality of the MBT® sole.



Midsole with Pivot Axis


The unique & functional part of the midsole is the pivot axis underneath the midfoot, which promotes active rolling movement with every step.

HABARI W

Article-No.: 701000

Sizes: EU35-43

MBT INDEX



COLOUR: BLACK

COLOUR CODE: 03U

ACTIVATE

DYNAMIC

PERFORMANCE

FEATURES

MODEL

COLOR



MBT® SensorTechnology™

Bottom unit component that is located between the midsole and the outsole and with its soft PU compound creates the specific functionality of the MBT® sole.



Midsole with Pivot Axis

The unique & functional part of the midsole is the pivot axis underneath the midfoot, which promotes active rolling movement with every step.

- *NBK LEATHER
- *MICRO FIBER FOOTBED
- *MBT RB OUTSOLE



INDIGO
1293U



TAUPE
1109U

KACE W

Article-No.: 700999

Sizes: EU35-43




COLOUR: BLACK METALLIC

COLOUR CODE: 1301N



MBT INDEX



MODEL

COLOUR

FEATURES

ACTIVATE

DYNAMIC

PERFORMANCE



GOLD METALLIC
1300N

*NAPPA LEATHER
*MICRO FIBER FOOTBED
*MBT RB OUTSOLE



MBT® SensorTechnology™
Bottom unit component that is located between the midsole and the outsole and with its soft PU compound creates the specific functionality of the MBT® sole.



Midsole with Pivot Axis
The unique & functional part of the midsole is the pivot axis underneath the midfoot, which promotes active rolling movement with every step.



SILVER METALLIC
1299F

KIBURI W

Article-No.: 400319

Sizes: EU35-43

MBT INDEX



COLOUR: TAUPE

COLOUR CODE: 1109I

ACTIVATE

DYNAMIC

PERFORMANCE

FEATURES

MODEL

COLOR



MBT® SensorTechnology™
Bottom unit component that is located between the midsole and the outsole and with its soft PU compound creates the specific functionality of the MBT® sole.



Midsole with Pivot Axis
The unique & functional part of the midsole is the pivot axis underneath the midfoot, which promotes active rolling movement with every step.

*SHEEP LEATHER
*MICRO FIBER FOOTBED
*MBT RB OUTSOLE



SILVER
754N



WHITE
16



BLACK
03

KIMA W

Article-No.: 701003

Sizes: EU35-43

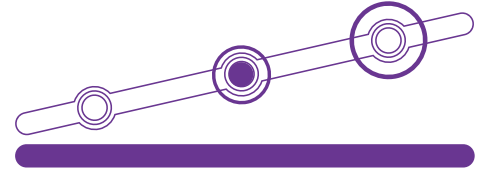


COLOUR: WHITE

COLOUR CODE: 16H



MBT INDEX



MODEL

COLOUR

FEATURES

ACTIVATE

DYNAMIC

PERFORMANCE



BLACK
03H

*LYCRA+NAPPA +WEBBING
*MICRO FIBER FOOTBED
*MBT RB OUTSOLE



MBT® SensorTechnology™

Bottom unit component that is located between the midsole and the outsole and with its soft PU compound creates the specific functionality of the MBT® sole.



Midsole with Pivot Axis

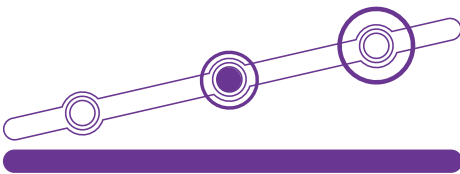
The unique & functional part of the midsole is the pivot axis underneath the midfoot, which promotes active rolling movement with every step.

KISUMU 3S SMU 4 W

Article-No.: 701004

Sizes: EU35-43

MBT INDEX



COLOUR: RED

COLOUR CODE: o6N

ACTIVATE

DYNAMIC

PERFORMANCE

FEATURES

MODEL

COLOR



MBT® SensorTechnology™

Bottom unit component that is located between the midsole and the outsole and with its soft PU compound creates the specific functionality of the MBT® sole.



Midsole with Pivot Axis

The unique & functional part of the midsole is the pivot axis underneath the midfoot, which promotes active rolling movement with every step.

*NAPPA LEATHER +LYCRA
*MICRO FIBER FOOTBED
*MBT RB OUTSOLE



BLACK
03N

KISUMU 3S W


Article-No.: 700366 Sizes: EU35-43



COLOUR: BLACK COLOUR CODE: 03



MBT INDEX



MODEL

COLOUR

FEATURES

ACTIVATE

DYNAMIC

PERFORMANCE



WHITE
16

*FULL GRAIN LEATHER
*MICROFIBER FOOTBED(CLARINO)
*MBT RB OUTSOLE



MBT® SensorTechnology™
Bottom unit component that is located between the midsole and the outsole and with its soft PU compound creates the specific functionality of the MBT® sole.



Midsole with Pivot Axis
The unique & functional part of the midsole is the pivot axis underneath the midfoot, which promotes active rolling movement with every step.




BROWN
22

KISUMU CLASSIC W

Article-No.: 700823 Sizes: EU35-43

MBT INDEX



COLOUR: BLACK COLOUR CODE: 03U



ACTIVATE

DYNAMIC

PERFORMANCE

FEATURES

MODEL

COLOR



MBT® SensorTechnology™
Bottom unit component that is located between the midsole and the outsole and with its soft PU compound creates the specific functionality of the MBT® sole.



Midsole with Pivot Axis
The unique & functional part of the midsole is the pivot axis underneath the midfoot, which promotes active rolling movement with every step.

*NUBUCK
*MICROFIBER FOOTBED(CLARINO)
*MBT RB OUTSOLE



WHITE
16U

MALIA W

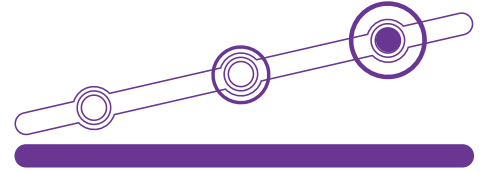
Article-No.: 700955 Sizes: EU35-43



COLOUR: RED COLOUR CODE: o61



MBT INDEX




MODEL	COLOUR	FEATURES	ACTIVATE	DYNAMIC	PERFORMANCE
	PEWTER 137!	*SHEEP LEATHER *MICRO FIBER FOOTBED *MBT RB OUTSOLE			<p>MBT® SensorTechnology™ Bottom unit component that is located between the midsole and the outsole and with its soft PU compound creates the specific functionality of the MBT® sole.</p> <p>Midsole with Pivot Axis The unique & functional part of the midsole is the pivot axis underneath the midfoot, which promotes active rolling movement with every step.</p>
	WHITE 16N				

MALIN W

Article-No.: 701002 Sizes: EU35-43

MBT INDEX



COLOUR: BLACK COLOUR CODE: o31

ACTIVATE	DYNAMIC	PERFORMANCE	FEATURES	MODEL	COLOR
			*SHEEP LEATHER *MICRO FIBER FOOTBED *MBT RB OUTSOLE		

MALIZA W

Article-No.: 700946

Sizes: EU35-43



COLOUR: BLACK/PEWTER

COLOUR CODE: 1295N



MBT INDEX



MODEL

COLOUR

FEATURES

ACTIVATE

DYNAMIC

PERFORMANCE



GREY/ANTI GUNMETAL
1296N

- *NAPPA +SUEDE +MESH
- *MESH FOOTBED
- *MBT RB OUTSOLE



MBT® SensorTechnology™

Bottom unit component that is located between the midsole and the outsole and with its soft PU compound creates the specific functionality of the MBT® sole.



Midsole with Pivot Axis


The unique & functional part of the midsole is the pivot axis underneath the midfoot, which promotes active rolling movement with every step.

NAFASI W

Article-No.: 700930

Sizes: EU35-43

MBT INDEX



ACTIVATE

DYNAMIC

PERFORMANCE

FEATURES

MODEL

COLOR



COLOUR: WHITE

COLOUR CODE: 16



MBT® SensorTechnology™

Bottom unit component that is located between the midsole and the outsole and with its soft PU compound creates the specific functionality of the MBT® sole.



Midsole with Pivot Axis

The unique & functional part of the midsole is the pivot axis underneath the midfoot, which promotes active rolling movement with every step.

- *SHEEP LEATHER
- *COW LINING FOOTBED
- *MBT RB OUTSOLE



BLACK
03



FOREST GREY
12921

NIMA W

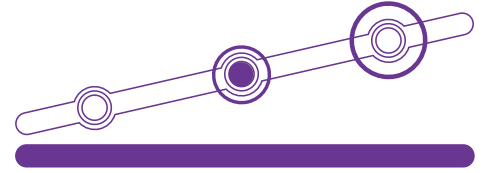
Article-No.: 701005 Sizes: EU35-43







COLOUR: BLACK COLOUR CODE: o3D



MBT INDEX



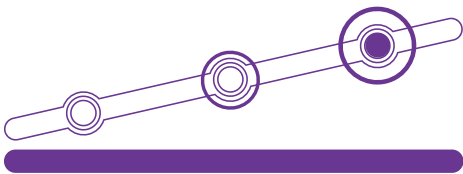
MODEL	COLOUR	FEATURES	ACTIVATE	DYNAMIC	PERFORMANCE	
	LT GREY 1085D	*SUEDE LEATHER *COW LINING FOOTBED *MBT RB OUTSOLE		MBT® SensorTechnology™ Bottom unit component that is located between the midsole and the outsole and with its soft PU compound creates the specific functionality of the MBT® sole.		Midsole with Pivot Axis The unique & functional part of the midsole is the pivot axis underneath the midfoot, which promotes active rolling movement with every step.
	TAN 124D					

PATA 6S W

Article-No.: 700825




Sizes: EU35-43

MBT INDEX



COLOUR: BLACK COLOUR CODE: o3N



ACTIVATE	DYNAMIC	PERFORMANCE	FEATURES	MODEL	COLOR	
	MBT® SensorTechnology™ Bottom unit component that is located between the midsole and the outsole and with its soft PU compound creates the specific functionality of the MBT® sole.		Midsole with Pivot Axis The unique & functional part of the midsole is the pivot axis underneath the midfoot, which promotes active rolling movement with every step.	*NAPPA LEATHER *COW LINING FOOTBED *MBT RB OUTSOLE		TAUPE 1109N



PATIA W

Article-No.: 700977

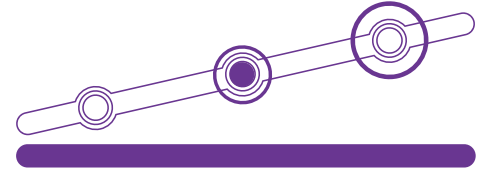
Sizes: EU35-43



COLOUR: BLACK COLOUR CODE: o3N



MBT INDEX



MODEL

COLOUR

FEATURES

ACTIVATE

DYNAMIC

PERFORMANCE



TAUPE
1109N

*NAPPA + EMBOSS NAPPA
*COW LINING FOOTBED
*MBT RB OUTSOLE



MBT® SensorTechnology™

Bottom unit component that is located between the midsole and the outsole and with its soft PU compound creates the specific functionality of the MBT® sole.



Midsole with Pivot Axis

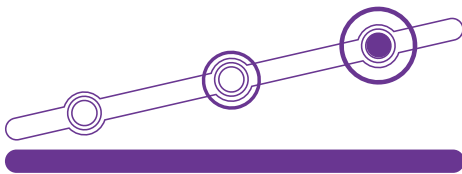
The unique & functional part of the midsole is the pivot axis underneath the midfoot, which promotes active rolling movement with every step.

RANI W

Article-No.: 701001

Sizes: EU35-43

MBT INDEX



ACTIVATE

DYNAMIC

PERFORMANCE

FEATURES

MODEL

COLOR



COLOUR: BLACK COLOUR CODE: o3l



MBT® SensorTechnology™

Bottom unit component that is located between the midsole and the outsole and with its soft PU compound creates the specific functionality of the MBT® sole.



Midsole with Pivot Axis

The unique & functional part of the midsole is the pivot axis underneath the midfoot, which promotes active rolling movement with every step.

*SHEEP + NAPPA LEATHER
*MICRO FIBER FOOTBED
*MBT RB OUTSOLE



TAUPE
1109l



SILVER METALLIC
1299l

TUNISHA W

Article-No.: 700956

Sizes: EU35-43




COLOUR: BLACK

COLOUR CODE: o3N



MBT INDEX



MODEL

COLOUR

FEATURES

ACTIVATE

DYNAMIC

PERFORMANCE



PEWTER
137N

- *NAPPA LEATHER
- *MESH FOOTBED
- *MBT RB OUTSOLE



MBT® SensorTechnology™

Bottom unit component that is located between the midsole and the outsole and with its soft PU compound creates the specific functionality of the MBT® sole.



Midsole with Pivot Axis

The unique & functional part of the midsole is the pivot axis underneath the midfoot, which promotes active rolling movement with every step.

CASUAL COLLECTION RECOVERY SANDALS





RECOVERY SANDALS

YOUR FEET DON'T HAVE TO HURT YOU
JUST NEED THE RIGHT FOOTWEAR



DEEP HEELCUP

Cradles & supports
your heel

ARCH SUPPORT

Hugs your arches &
supports natural alignment

SUSPENSION ARCH

Pampers with
natural cushioning

ANTI-MICROBIAL

For hygiene &
odour control

THE **ANATOMICALLY SHAPED FOOTBED** IN MBT RECOVERY SANDAL HUGS AND SUPPORTS YOUR ARCHES AND HELPS WITH YOUR NATURAL ALIGNMENT. MADE OF SPECIAL MBT CUSHIONING MATERIAL FOR THAT ULTIMATE CUSHIONED RIDE.

GO ON, FEEL PAMPERED WITH THE NEW MBT RECOVERY SANDALS.
VISIT MBT.COM NOW.

LAMU W

Article-No.: 900002 Sizes: EU35-43



COLOUR: BLACK COLOUR CODE: o3L



MODEL

COLOUR

FEATURES



WHITE
16L



*SYNTHETIC PVC
*EVA FOOTBED
*MBT IP EVA OUTSOLE



MBT® SensorTechnology™

Bottom unit component that is located between the midsole and the outsole and with its soft PU compound creates the specific functionality of the MBT® sole.



Midsole with Pivot Axis

The unique & functional part of the midsole is the pivot axis underneath the midfoot, which promotes active rolling movement with every step.



RED
o6L



MALINDI W

Article-No.: 900003 Sizes: EU35-43



FEATURES



COLOUR: BLACK COLOUR CODE: o3L



MODEL

COLOR



MBT® SensorTechnology™

Bottom unit component that is located between the midsole and the outsole and with its soft PU compound creates the specific functionality of the MBT® sole.



Midsole with Pivot Axis

The unique & functional part of the midsole is the pivot axis underneath the midfoot, which promotes active rolling movement with every step.

*SYNTHETIC PVC
*EVA FOOTBED
*MBT IP EVA OUTSOLE



WHITE
16L

MERU W

Article-No.: 900004 Sizes: EU35-43



COLOUR: BLACK COLOUR CODE: 03L



MODEL



COLOUR

WHITE
16L

FEATURES

- *SYNTHETIC PVC
- *EVA FOOTBED
- *MBT IP EVA OUTSOLE



MBT® SensorTechnology™

Bottom unit component that is located between the midsole and the outsole and with its soft PU compound creates the specific functionality of the MBT® sole.



Midsole with Pivot Axis

The unique & functional part of the midsole is the pivot axis underneath the midfoot, which promotes active rolling movement with every step.



DK BROWN
23L

MOMBASA W

Article-No.: 900014 Sizes: EU35-43



FEATURES

- *LYCRA+WEBBING+PU
- *EVA FOOTBED
- *MBT IP EVA OUTSOLE



COLOUR: BLACK/GREY

COLOUR CODE: 1065H

MODEL



WINE/RED
1303H



NAVY/SKY BLUE
1302H



MBT® SensorTechnology™

Bottom unit component that is located between the midsole and the outsole and with its soft PU compound creates the specific functionality of the MBT® sole.



Midsole with Pivot Axis

The unique & functional part of the midsole is the pivot axis underneath the midfoot, which promotes active rolling movement with every step.

NAIROBI W

Article-No.: 900015

Sizes: EU35-43



COLOUR: BLACK COLOUR CODE: o3L



MODEL	COLOUR	FEATURES
		<ul style="list-style-type: none"> * SYNTHETIC PU+ELASTIC *EVA FOOTBED *MBT IP EVA OUTSOLE
		<ul style="list-style-type: none"> MBT® SensorTechnology™ Bottom unit component that is located between the midsole and the outsole and with its soft PU compound creates the specific functionality of the MBT® sole. Midsole with Pivot Axis The unique & functional part of the midsole is the pivot axis underneath the midfoot, which promotes active rolling movement with every step.

NAKURU W

Article-No.: 900001

Sizes: EU35-43



FEATURES



COLOUR: BLACK COLOUR CODE: o3L

FEATURES	MODEL	COLOR
<ul style="list-style-type: none"> MBT® SensorTechnology™ Bottom unit component that is located between the midsole and the outsole and with its soft PU compound creates the specific functionality of the MBT® sole. Midsole with Pivot Axis The unique & functional part of the midsole is the pivot axis underneath the midfoot, which promotes active rolling movement with every step. 	<ul style="list-style-type: none"> *SYNTHETIC PVC *EVA FOOTBED *MBT IP EVA OUTSOLE 	<ul style="list-style-type: none"> WHITE 16L DK BROWN 23L

KAKUMA W

Article-No.: 900012

Sizes: EU35-43



COLOUR: SILVER

COLOUR CODE: 754L

FEATURES

MODEL

COLOR



MBT® SensorTechnology™

Bottom unit component that is located between the midsole and the outsole and with its soft PU compound creates the specific functionality of the MBT® sole.



Midsole with Pivot Axis

The unique & functional part of the midsole is the pivot axis underneath the midfoot, which promotes active rolling movement with every step.

























- *MICROFIBER+ELASTIC
- *EVA FOOTBED
- *MBT IP EVA OUTSOLE



BLACK
03L



NEW MODELS

MODEL	MODEL NO.	ARTICLE NO	RUN MATRIX	SIZE RANGE	COLOR CODE	MODEL	MODEL NO.	ARTICLE NO	RUN MATRIX	SIZE RANGE	COLOR CODE
	ANATAKA W	400355-03D	DYNAMIC	EU35-43	BLACK		KIMA W	701003-16H	DYNAMIC	EU35-43	WHITE
	ANATAKA W	400355-20D	DYNAMIC	EU35-43	GREY		KIMA W	701003-03H	DYNAMIC	EU35-43	BLACK
	CHANTEL W	700953-03N	PERFORMANCE	EU35-43	BLACK		KISUMU 3S SMU 4 W	701004-03N	DYNAMIC	EU35-43	BLACK
	GAZI W	702630-20U	DYNAMIC	EU 35-43	GREY		KISUMU 3S SMU 4 W	701004-06N	DYNAMIC	EU35-43	RED
	GAZI W	702630-22U	DYNAMIC	EU 35-43	BROWN		MALIA W	700955-06I	PERFORMANCE	EU35-43	RED
	HABARI W	701000-03U	PERFORMANCE	EU35-43	BLACK		MALIA W	700955-137I	PERFORMANCE	EU35-43	PEWTER
	HABARI W	701000-1293U	PERFORMANCE	EU35-43	INDIGO		MALIN W	701002-03I	PERFORMANCE	EU35-43	BLACK
	HABARI W	701000-1109U	PERFORMANCE	EU35-43	TAUPE		MALIZA W	700946-1295N	DYNAMIC	EU35-42	BLACK/PEWTER
	KACE W	700999-1301N	PERFORMANCE	EU35-43	BLACK METALLIC		MALIZA W	700946-1296N	DYNAMIC	EU35-42	GREY/ANTI GUN-METAL
	KACE W	700999-1300N	PERFORMANCE	EU35-43	GOLD METALLIC		NAFASI W	700930-1292I	PERFORMANCE	EU35-43	FOREST GREY
	KACE W	700999-1299F	PERFORMANCE	EU35-43	SILVER METALLIC		NIMA W	701005-03D	DYNAMIC	EU35-43	BLACK
	KIBURI W	400319-1109I	PERFORMANCE	EU35-43	TAUPE		NIMA W	701005-1085D	DYNAMIC	EU35-43	LT GREY

NEW MODELS

MODEL	MODEL NO.	ARTICLE NO	RUN MATRIX	SIZE RANGE	COLOR CODE
	NIMA W	701005-124D	DYNAMIC	EU35-43	TAN
	PATA 6S W	700825-1109N	PERFORMANCE	EU35-43	TAUPE
	PATIA W	700977-1109N	DYNAMIC	EU35-43	TAUPE
	RANI W	701001-03I	PERFORMANCE	EU 35-43	BLACK
	RANI W	701001-1109I	PERFORMANCE	EU 35-43	TAUPE
	RANI W	701001-1299I	PERFORMANCE	EU35-43	SILVER METALLIC
	TUNISHA W	700956-137N	DYNAMIC	EU35-43	PEWTER
	KAKUMA W	900012-754L	NO LEVELS	EU35-43	SILVER
	MOM-BASA W	900014-1065H	NO LEVELS	EU35-43	BLACK/GREY
	MOM-BASA W	900014-1303H	NO LEVELS	EU35-43	WINE/RED
	MOM-BASA W	900014-1302H	NO LEVELS	EU35-43	NAVY/SKY BLUE
	NAIROBI W	900015-03L	NO LEVELS	EU35-43	BLACK

CARRY OVER MODELS

MODEL	MODEL NO.	ARTICLE NO	RUN MATRIX	SIZE RANGE	COLOR CODE	MODEL	MODEL NO.	ARTICLE NO	RUN MATRIX	SIZE RANGE	COLOR CODE
	CHANTEL W	700953-1190N	PERFORMANCE	EU35-43	SILVER/WHITE		PATA 6S W	700825-03N	PERFORMANCE	EU35-42	BLACK
	KIBURI W	400319-754N	PERFORMANCE	EU35-43	SILVER		PATIA W	700977-03N	DYNAMIC	EU35-43	BLACK
	KIBURI W	400319-16	PERFORMANCE	EU35-43	WHITE		TUNISHA W	700956-03N	DYNAMIC	EU35-42	BLACK
	KIBURI W	400319-03	PERFORMANCE	EU35-43	BLACK		KAKUMA W	900012-03L	NO LEVELS	EU35-43	BLACK
	KISUMU 3S W	700366-03	DYNAMIC	EU35-43	BLACK		LAMU W	900002-03L	NO LEVELS	EU35-43	BLACK
	KISUMU 3S W	700366-16	DYNAMIC	EU35-43	WHITE		LAMU W	900002-16L	NO LEVELS	EU35-43	WHITE
	KISUMU 3S W	700262-22	DYNAMIC	EU35-43	BROWN		LAMU W	900002-06L	NO LEVELS	EU35-43	RED
	KISUMU CLASSIC W	700823-03U	DYNAMIC	EU35-43	BLACK		MALINDI W	900003-03L	NO LEVELS	EU35-43	BLACK
	KISUMU CLASSIC W	700823-16U	DYNAMIC	EU35-43	WHITE		MALINDI W	900003-16L	NO LEVELS	EU35-43	WHITE
	MALIA W	700955-16N	PERFORMANCE	EU35-43	WHITE		MERU W	900004-03L	NO LEVELS	EU35-43	BLACK
	NAFASI W	700930-16	PERFORMANCE	EU35-43	WHITE		MERU W	900004-16L	NO LEVELS	EU35-43	WHITE
	NAFASI W	700930-03	PERFORMANCE	EU35-43	BLACK		MERU W	900004-23L	NO LEVELS	EU35-43	DK BROWN

CARRY OVER MODELS

MODEL	MODEL NO.	ARTICLE NO	RUN MATRIX	SIZE RANGE	COLOR CODE
	NAKURU W	900001-03L	NO LEVELS	EU35-43	BLACK
	NAKURU W	900001-16L	NO LEVELS	EU35-43	WHITE
	NAKURU W	900001-23L	NO LEVELS	EU35-43	DK BROWN

CASUAL COLLECTION

MEN



AJANI M

Article-No.: 700993

Sizes: EU 39-47

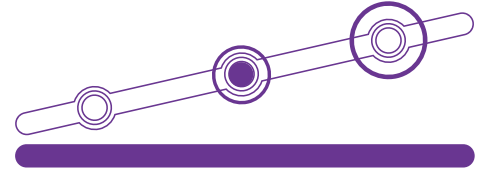


COLOUR: BLACK

COLOUR CODE: 03F



MBT INDEX



MODEL

COLOUR

FEATURES

ACTIVATE

DYNAMIC

PERFORMANCE



COFFEE
04F

- *MESA+SUEDE
- *MESH FOOTBED
- *MBT RB OUTSOLE



MBT® SensorTechnology™

Bottom unit component that is located between the midsole and the outsole and with its soft PU compound creates the specific functionality of the MBT® sole.



Midsole with Pivot Axis

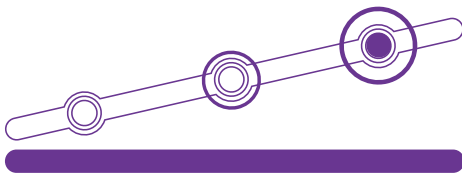
The unique & functional part of the midsole is the pivot axis underneath the midfoot, which promotes active rolling movement with every step.

KHERI 6S M

Article-No.: 700828

Sizes: EU 39-47

MBT INDEX



COLOUR: GREY/LT GREY

COLOUR CODE: 1305U

ACTIVATE

DYNAMIC

PERFORMANCE

FEATURES

MODEL

COLOR



MBT® SensorTechnology™

Bottom unit component that is located between the midsole and the outsole and with its soft PU compound creates the specific functionality of the MBT® sole.



Midsole with Pivot Axis

The unique & functional part of the midsole is the pivot axis underneath the midfoot, which promotes active rolling movement with every step.

- *NBK LEATHER
- *MESH FOOTBED
- *MBT RB OUTSOLE



BROWN
22U



TAUPE GRAY
1219U



KISUMU 3S M


Article-No.: 700442 Sizes: EU 39-47



COLOUR: BLACK COLOUR CODE: o3Y 



MBT INDEX



MODEL

COLOUR

FEATURES

ACTIVATE

DYNAMIC

PERFORMANCE



BROWN
22

*FULL GRAIN LEATHER
*MICROFIBER FOOTBED(CLARINO)
*MBT RB OUTSOLE



MBT® SensorTechnology™

Bottom unit component that is located between the midsole and the outsole and with its soft PU compound creates the specific functionality of the MBT® sole.




Midsole with Pivot Axis

The unique & functional part of the midsole is the pivot axis underneath the midfoot, which promotes active rolling movement with every step.

KISUMU CLASSIC M

Article-No.: 700824 Sizes: EU 39-47

MBT INDEX



COLOUR: BLACK COLOUR CODE: o3U 

ACTIVATE

DYNAMIC

PERFORMANCE

FEATURES

MODEL

COLOR



MBT® SensorTechnology™

Bottom unit component that is located between the midsole and the outsole and with its soft PU compound creates the specific functionality of the MBT® sole.



Midsole with Pivot Axis

The unique & functional part of the midsole is the pivot axis underneath the midfoot, which promotes active rolling movement with every step.

*NUBUCK
*MICROFIBER FOOTBED(CLARINO)
*MBT RB OUTSOLE

LIMA M

Article-No.: 701009

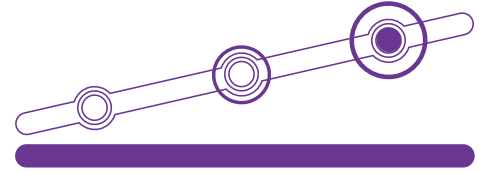
Sizes: EU 39-47



COLOUR: BLACK COLOUR CODE: o3N



MBT INDEX



MODEL

COLOUR

FEATURES

ACTIVATE

DYNAMIC

PERFORMANCE



NAVY
12N

- *NAPPA +MESH
- *COW LINING FOOTBED
- *MBT RB OUTSOLE



MBT® SensorTechnology™
Bottom unit component that is located between the midsole and the outsole and with its soft PU compound creates the specific functionality of the MBT® sole.



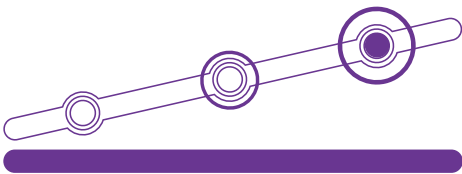
Midsole with Pivot Axis
The unique & functional part of the midsole is the pivot axis underneath the midfoot, which promotes active rolling movement with every step.

MILANO M

Article-No.: 700991

Sizes: EU 39-47

MBT INDEX



ACTIVATE

DYNAMIC

PERFORMANCE

FEATURES

MODEL

COLOR



COLOUR: BLACK COLOUR CODE: o3U



MBT® SensorTechnology™
Bottom unit component that is located between the midsole and the outsole and with its soft PU compound creates the specific functionality of the MBT® sole.



Midsole with Pivot Axis
The unique & functional part of the midsole is the pivot axis underneath the midfoot, which promotes active rolling movement with every step.

- *NBK+SUEDE LEATHER
- *MESH FOOTBED
- *MBT RB OUTSOLE



GREY
20U

NAFASI M

Article-No.: 700931

Sizes: EU 39-47




COLOUR: WHITE

COLOUR CODE: 16



MBT INDEX



MODEL



COLOUR

BLACK
03

FEATURES

- *SHEEP LEATHER
- *COW LINING FOOTBED
- *MBT RB OUTSOLE

ACTIVATE

DYNAMIC

PERFORMANCE



MBT® SensorTechnology™

Bottom unit component that is located between the midsole and the outsole and with its soft PU compound creates the specific functionality of the MBT® sole.



Midsole with Pivot Axis

The unique & functional part of the midsole is the pivot axis underneath the midfoot, which promotes active rolling movement with every step.




FOREST GREY
1292I

NIMA M

Article-No.: 701007

Sizes: EU 39-47

MBT INDEX



COLOUR: BLACK

COLOUR CODE: 03D

ACTIVATE

DYNAMIC

PERFORMANCE

FEATURES

- *SUEDE LEATHER
- *MESH FOOTBED
- *MBT RB OUTSOLE

MODEL

COLOR



MBT® SensorTechnology™

Bottom unit component that is located between the midsole and the outsole and with its soft PU compound creates the specific functionality of the MBT® sole.



Midsole with Pivot Axis

The unique & functional part of the midsole is the pivot axis underneath the midfoot, which promotes active rolling movement with every step.



LT GREY
1085D



TAN
124D

ROCCO M

Article-No.: 700958

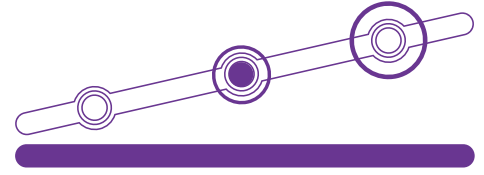
Sizes: EU 39-47



COLOUR: BLACK COLOUR CODE: o3N



MBT INDEX



MODEL

COLOUR

FEATURES

ACTIVATE

DYNAMIC

PERFORMANCE



BLACK COFFEE
118N

- *NAPPA LEATHER
- *COW LINING FOOTBED
- *MBT RB OUTSOLE



MBT® SensorTechnology™

Bottom unit component that is located between the midsole and the outsole and with its soft PU compound creates the specific functionality of the MBT® sole.



Midsole with Pivot Axis

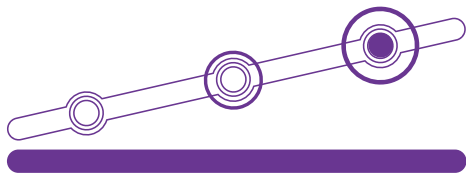
The unique & functional part of the midsole is the pivot axis underneath the midfoot, which promotes active rolling movement with every step.

SAID 6S LACE UP M

Article-No.: 700845

Sizes: EU 39-47

MBT INDEX



COLOUR: BLACK COLOUR CODE: o3F



ACTIVATE

DYNAMIC

PERFORMANCE

FEATURES

MODEL

COLOR



MBT® SensorTechnology™

Bottom unit component that is located between the midsole and the outsole and with its soft PU compound creates the specific functionality of the MBT® sole.



Midsole with Pivot Axis

The unique & functional part of the midsole is the pivot axis underneath the midfoot, which promotes active rolling movement with every step.

- *OILY NUBUCK
- *COW LINING FOOTBED
- *VIBRAM RB OUTSOLE



BURNISH DK BROWN
1238N



BASI

Article-No.: 400360


Sizes: EU 39-48



COLOUR: COFFEE COLOUR CODE: 04



MBT INDEX



MODEL

COLOUR

FEATURES

ACTIVATE

DYNAMIC

PERFORMANCE

- * FULL GRAIN LEATHER
- * PU FOOTBED
- * NON-MARKING RUBBERSOLE



MBT® SensorTechnology™
Bottom unit component that is located between the midsole and the outsole and with its soft PU compound creates the specific functionality of the MBT® sole.



Midsole with Pivot Axis
The unique & functional part of the midsole is the pivot axis underneath the midfoot, which promotes active rolling movement with every step.




Non-marking rubber
High abrasion resistant outsole rubber that leaves no black marks on the floor.

NARUA 5

Article-No.: 700500

Sizes: EU 39-48

MBT INDEX



COLOUR: BRONZE BROWN COLOUR CODE: 569



ACTIVATE

DYNAMIC

PERFORMANCE

FEATURES

MODEL

COLOR



MBT® SensorTechnology™
Bottom unit component that is located between the midsole and the outsole and with its soft PU compound creates the specific functionality of the MBT® sole.



Midsole with Pivot Axis
The unique & functional part of the midsole is the pivot axis underneath the midfoot, which promotes active rolling movement with every step.



Non-marking rubber
High abrasion resistant outsole rubber that leaves no black marks on the floor.

- * NAPPA LEATHER
- * PU FOOTBED
- * NON-MARKING RUBBERSOLE



BLACK
03N



WHITE
16N

SINI LUX M

Article-No.: 700959

Sizes: EU 39-47




COLOUR: BLACK/GREY

COLOUR CODE: 1065D



MBT INDEX



MODEL

COLOUR

FEATURES

ACTIVATE

DYNAMIC

PERFORMANCE



LT STONE GREY /STONE GRAY
1294D

- *SUEDE +NAPPA+MESH
- *MESH FOOTBED
- *MBT RB OUTSOLE



MBT® SensorTechnology™

Bottom unit component that is located between the midsole and the outsole and with its soft PU compound creates the specific functionality of the MBT® sole.



Midsole with Pivot Axis

The unique & functional part of the midsole is the pivot axis underneath the midfoot, which promotes active rolling movement with every step.

CASUAL COLLECTION

**RECOVERY
SANDALS**

LAMU M

Article-No.: 900006 Sizes: EU 39-47



COLOUR: BLACK COLOUR CODE: 03L



MODEL



COLOUR

WHITE
16L

FEATURES

- Breathable Air Mesh Upper
- Ankle Grip Lacing System
- Strobel Construction
- Co-Molded Flex Shank
- Removable Anatomically Shaped Anti-Microbial Foot-Bed
- Minimal Midsole/Outsole



MBT® SensorTechnology™

Bottom unit component that is located between the midsole and the outsole and with its soft PU compound creates the specific functionality of the MBT® sole.



Midsole with Pivot Axis

The unique & functional part of the midsole is the pivot axis underneath the midfoot, which promotes active rolling movement with every step.

MERU M

Article-No.: 900008 Sizes: EU 39-47



FEATURES

- *SYNTHETIC PVC
- *EVA FOOTBED
- *MBT IP EVA OUTSOLE



COLOUR: BLACK COLOUR CODE: 03L



MODEL



COLOR

WHITE
16L



DK BROWN
23L



MBT® SensorTechnology™

Bottom unit component that is located between the midsole and the outsole and with its soft PU compound creates the specific functionality of the MBT® sole.



Midsole with Pivot Axis

The unique & functional part of the midsole is the pivot axis underneath the midfoot, which promotes active rolling movement with every step.

NAKURU M

Article-No.: 900005

Sizes: EU 39-47



COLOUR: BLACK

COLOUR CODE: 03L



MODEL

COLOUR

FEATURES



WHITE
16L

- *SYNTHETIC PVC
- *EVA FOOTBED
- *MBT IP EVA OUTSOLE



MBT® SensorTechnology™

Bottom unit component that is located between the midsole and the outsole and with its soft PU compound creates the specific functionality of the MBT® sole.



Midsole with Pivot Axis

The unique & functional part of the midsole is the pivot axis underneath the midfoot, which promotes active rolling movement with every step.



DK BROWN
23L

BUSIA M

Article-No.: 900016

Sizes: EU 39-47



FEATURES



COLOUR: BLACK

COLOUR CODE: 03H

MODEL

COLOR



MBT® SensorTechnology™

Bottom unit component that is located between the midsole and the outsole and with its soft PU compound creates the specific functionality of the MBT® sole.



Midsole with Pivot Axis



The unique & functional part of the midsole is the pivot axis underneath the midfoot, which promotes active rolling movement with every step.

- *LYCRA+ELASTIC+SYNTHETIC PU
- *EVA FOOTBED
- *MBT IP EVA OUTSOLE



SILVER
754H



NEW MODELS

MODEL	MODEL NO.	ARTICLE NO	RUN MATRIX	SIZE RANGE	COLOR CODE
	BUSIA M	900016-03H	NO LEVELS	EU39-47	BLACK
	BUSIA M	900016-754H	NO LEVELS	EU39-47	SILVER
	KHERI 6S M	700828-1305U	PERFORMANCE	EU39-47	GREY/LT GREY
	KHERI 6S M	700828-22U	PERFORMANCE	EU39-47	BROWN
	LIMA M	701009-03N	PERFORMANCE	EU39-47	BLACK
	LIMA M	701009-12N	PERFORMANCE	EU39-47	NAVY
	MILANO M	700991-20U	PERFORMANCE	EU39-47	GREY
	NAFASI M	700931-1292I	PERFORMANCE	EU39-47	FOREST GREY
	NIMA M	701007-03D	DYNAMIC	EU39-47	BLACK
	NIMA M	701007-1085D	DYNAMIC	EU39-47	LT GREY
	NIMA M	701007-124D	DYNAMIC	EU39-47	TAN
	SINI LUX M	700959-1294D	PERFORMANCE	EU39-47	LT STONE GREY / STONE GRAY

CARRY OVER MODELS

MODEL	MODEL NO.	ARTICLE NO	RUN MATRIX	SIZE RANGE	COLOR CODE	MODEL	MODEL NO.	ARTICLE NO	RUN MATRIX	SIZE RANGE	COLOR CODE
	AJANI M	700993-03F	DYNAMIC	EU 39-47	BLACK		SAID 6S LACE UP M	700845-1238N	PERFORMANCE	EU39-47	BURNISH DK BROWN
	AJANI M	700993-04F	DYNAMIC	EU 39-47	COFFEE		SINI LUX M	700959-1065D	PERFORMANCE	EU39-47	BLACK/GREY
	KHERI 6S M	700828-1219U	PERFORMANCE	EU39-47	TAUPE GRAY		LAMU M	900006-03L	NO LEVELS	EU39-47	BLACK
	KISUMU 3S M	700442-03	DYNAMIC	EU39-47	BLACK		LAMU M	900006-16L	NO LEVELS	EU39-47	WHITE
	KISUMU 3S M	700261-22	DYNAMIC	EU39-47	BROWN		MERU M	900008-03L	NO LEVELS	EU39-47	BLACK
	KISUMU CLASSIC M	700824-03U	DYNAMIC	EU39-47	BLACK		MERU M	900008-16L	NO LEVELS	EU39-47	WHITE
	MILANO M	700991-03U	PERFORMANCE	EU39-47	BLACK		MERU M	900008-23L	NO LEVELS	EU39-47	DK BROWN
	NAFASI M	700931-16	PERFORMANCE	EU39-47	WHITE		NAKURU M	900005-03L	NO LEVELS	EU39-47	BLACK
	NAFASI M	700931-03	PERFORMANCE	EU39-47	BLACK		NAKURU M	900005-16L	NO LEVELS	EU39-47	WHITE
	ROCCO M	700958-03N	DYNAMIC	EU39-46	BLACK		NAKURU M	900005-23L	NO LEVELS	EU39-47	DK BROWN
	ROCCO M	700958-118N	DYNAMIC	EU39-46	BLACK COFFEE		NARUA 5	700500-569	DYNAMIC	EU39-48	BRONZE BROWN
	SAID 6S LACE UP M	700845-03F	PERFORMANCE	EU39-47	BLACK		NARUA 5	700500-03N	DYNAMIC	EU39-48	BLACK

CARRYOVER MODELS

MODEL	MODEL NO.	ARTICLE NO	RUN MATRIX	SIZE RANGE	COLOR CODE
	NARUA 5	700500-16N	DYNAMIC	EU39-48	BLACK
	BASI	400360-04	DYNAMIC	EU39-48	COFFEE

DRESS COLLECTION **WOMEN**



MBT
BOSTON

**NAPPA LEATHER UPPER
WITH LAMBSKIN INNER
LINING**

**PORON INSOLE FOR
MAX CUSHIONING
AND COMFORT**

**IP EVA MIDSOLE FOR
IMPROVED CUSHIONING
AND HYDROLYSIS**

**PATENTED ROCKER-SOLE
CONSTRUCTION FOR
ACTIVE ROLLING MOTION**



The new MBT®
M-TECH
MIDSOLE

The new MBT *M-TECH* rocker sole is born.

The next evolution of MBT sole construction that comes with the same trusted patented rocker profile.

The *M-TECH* midsole is made of IP EVA. This material has improved cushioning and hydrolysis compared to normal EVA in the market.

IP EVA is lightweight and provides excellent durability needed for the urban commute.

Not only is it patented, the custom wave pattern looks ultra cool too ;)

BOSTON W

Article-No.: 700950

Sizes: EU35-42

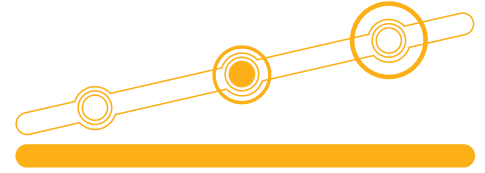


COLOUR: BURNISH CAMEL

COLOUR CODE: 1291N



MBT INDEX



MODEL

COLOUR

FEATURES

ACTIVATE

DYNAMIC

PERFORMANCE



Black
03N

- *NAPPA LEATHER
- *LAMB SKIN FOOTBED
- *MBT RB OUTSOLE



MBT® SensorTechnology™
Bottom unit component that is located between the midsole and the outsole and with its soft PU compound creates the specific functionality of the MBT® sole.



Midsole with Pivot Axis
The unique & functional part of the midsole is the pivot axis underneath the midfoot, which promotes active rolling movement with every step.

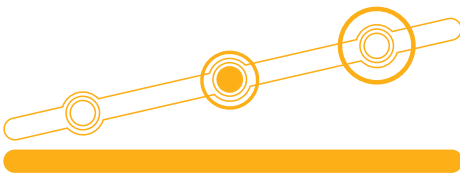


BOSTON WT W

Article-No.: 700965

Sizes: EU35-42

MBT INDEX



COLOUR: BURNISH CAMEL

COLOUR CODE: 1291N

ACTIVATE

DYNAMIC

PERFORMANCE

FEATURES

MODEL

COLOR



MBT® SensorTechnology™
Bottom unit component that is located between the midsole and the outsole and with its soft PU compound creates the specific functionality of the MBT® sole.



Midsole with Pivot Axis
The unique & functional part of the midsole is the pivot axis underneath the midfoot, which promotes active rolling movement with every step.

- *NAPPA LEATHER
- *LAMB SKIN FOOTBED
- *MBT RB OUTSOLE



BLACK
03



BOSTON WT W-KNIT W

Article-No.: 700972

Sizes: EU35-42

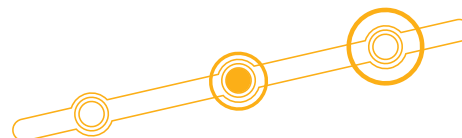


COLOUR: BLACK

COLOUR CODE: o3H



MBT INDEX



MODEL

COLOUR

FEATURES

ACTIVATE

DYNAMIC

PERFORMANCE



NAVY
12H

- *FLY -KNIT +NAPPA
- *LAMB SKIN FOOTBED
- *MBT RB OUTSOLE



MBT® SensorTechnology™

Bottom unit component that is located between the midsole and the outsole and with its soft PU compound creates the specific functionality of the MBT® sole.



Midsole with Pivot Axis

The unique & functional part of the midsole is the pivot axis underneath the midfoot, which promotes active rolling movement with every step.




HANI W

Article-No.: 700980

Sizes: EU 35-41

MBT INDEX



COLOUR: RED

COLOUR CODE: o6P

ACTIVATE

DYNAMIC

PERFORMANCE

FEATURES

MODEL

COLOR



MBT® SensorTechnology™

Bottom unit component that is located between the midsole and the outsole and with its soft PU compound creates the specific functionality of the MBT® sole.



Midsole with Pivot Axis

The unique & functional part of the midsole is the pivot axis underneath the midfoot, which promotes active rolling movement with every step.

- *PATEN LEATHER
- *COW LINING FOOTBED
- *MBT RB OUTSOLE



BLACK
o3P



TAUPE
1109P

HARPER W

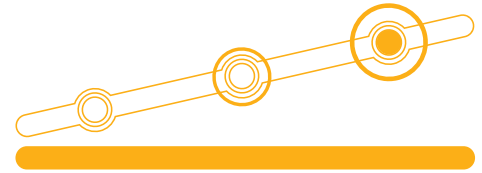
Article-No.: 700981 Sizes: EU 35-41



COLOUR: BLACK COLOUR CODE: 03I



MBT INDEX



MODEL

COLOUR

FEATURES

ACTIVATE

DYNAMIC

PERFORMANCE



NAVY
12I

- *SHEEP LEATHER
- *COW LINING FOOTBED
- *MBT RB OUTSOLE



MBT® SensorTechnology™

Bottom unit component that is located between the midsole and the outsole and with its soft PU compound creates the specific functionality of the MBT® sole.



Midsole with Pivot Axis

The unique & functional part of the midsole is the pivot axis underneath the midfoot, which promotes active rolling movement with every step.




TAN
124I

MANNI 2 W

Article-No.: 700960

Sizes: EU35-43

MBT INDEX



COLOUR: TAUPE COLOUR CODE: 1109N

ACTIVATE

DYNAMIC

PERFORMANCE

FEATURES

MODEL

COLOR



MBT® SensorTechnology™

Bottom unit component that is located between the midsole and the outsole and with its soft PU compound creates the specific functionality of the MBT® sole.



Midsole with Pivot Axis

The unique & functional part of the midsole is the pivot axis underneath the midfoot, which promotes active rolling movement with every step.

- *NAPPA LEATHER
- *MICRO FIBER FOOTBED
- *MBT RB OUTSOLE



BLACK
03N



RED
06N

SHEFFIELD SLIP ON W

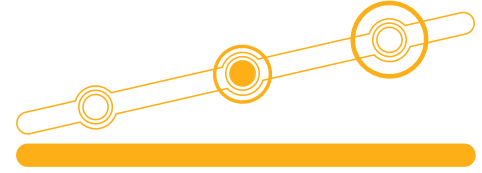
Article-No.: 700936 Sizes: EU35-42





COLOUR: BURNISHED BLACK COLOUR CODE: 1151N



MBT INDEX



MODEL	COLOUR	FEATURES	ACTIVATE	DYNAMIC	PERFORMANCE
		<ul style="list-style-type: none"> *NAPPA LEATHER *LAMB SKIN FOOTBED *MBT RB OUTSOLE 	 <p>MBT® SensorTechnology™ Bottom unit component that is located between the midsole and the outsole and with its soft PU compound creates the specific functionality of the MBT® sole.</p>	 <p>Midsole with Pivot Axis The unique & functional part of the midsole is the pivot axis underneath the midfoot, which promotes active rolling movement with every step.</p>	

NEW MODELS

MODEL	MODEL NO.	ARTICLE NO	RUN MATRIX	SIZE RANGE	COLOR CODE
	BOSTON W	700950-1291N	DYNAMIC	EU35-42	BURNISH CAMEL
	BOSTON WT W	700965-1291N	DYNAMIC	EU35-42	BURNISH CAMEL
	BOSTON WT W-KNIT W	700972-03H	DYNAMIC	EU35-42	BLACK
	BOSTON WT W-KNIT W	700972-12H	DYNAMIC	EU35-42	NAVY
	HANI W	700980-06P	PERFORMANCE	EU 35-41	RED
	HANI W	700980-1109P	PERFORMANCE	EU 35-41	TAUPE
	HARPER W	700981-12I	PERFORMANCE	EU 35-41	NAVY
	HARPER W	700981-124I	PERFORMANCE	EU 35-41	TAN
	MANNI 2 W	700960-1109N	PERFORMANCE	EU35-43	TAUPE

CARRY OVER MODELS

MODEL	MODEL NO.	ARTICLE NO	RUN MATRIX	SIZE RANGE	COLOR CODE
	BOSTON W	700950-03N	DYNAMIC	EU35-42	BLACK
	BOSTON WT W	700914-03	DYNAMIC	EU35-42	BLACK
	HANI W	700980-03P	PERFORMANCE	EU 35-41	BLACK
	HARPER W	700981-03I	PERFORMANCE	EU 35-41	BLACK
	MANNI 2 W	700960-06N	PERFORMANCE	EU35-43	RED
	MANNI 2 W	700960-03N	PERFORMANCE	EU35-43	BLACK
	SHEP-FIELD SLIP ON W	700936-1151N	DYNAMIC	EU35-42	BUR-NISHED BLACK

DRESS COLLECTION **MEN**



ASANTE 6 M

Article-No.: 700468

Sizes: EU39-47



COLOUR: BLACK

COLOUR CODE: o3N



MODEL

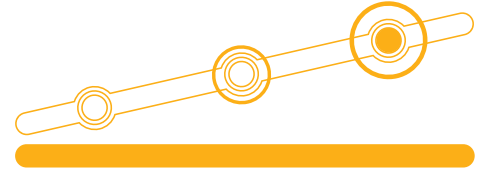
COLOUR



FEATURES

- *NAPPA
- *COW LINING FOOTBED
- *VIBRAM RB OUTSOLE (XS TEK)

MBT INDEX



ACTIVATE

DYNAMIC

PERFORMANCE



MBT® SensorTechnology™

Bottom unit component that is located between the midsole and the outsole and with its soft PU compound creates the specific functionality of the MBT® sole.



Midsole with Pivot Axis

The unique & functional part of the midsole is the pivot axis underneath the midfoot, which promotes active rolling movement with every step.



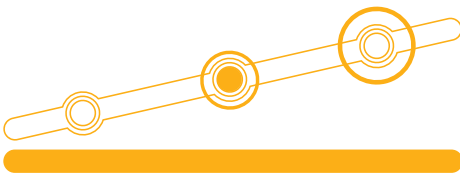
XsTrek

BOSTON LOAFER M

Article-No.: 700917

Sizes: EU35-42

MBT INDEX



ACTIVATE

DYNAMIC

PERFORMANCE

FEATURES

- *NAPPA LEATHER
- *LAMB SKIN FOOTBED
- *MBT RB OUTSOLE

MODEL

COLOR



ACCEPTED

AMERICAN
PODIATRIC
MEDICAL
ASSOCIATION

AMERICAN
PODIATRIC
MEDICAL
ASSOCIATION



COLOUR: BURNISH CAMEL

COLOUR CODE: 1291N



BLACK
o3N

BOSTON M

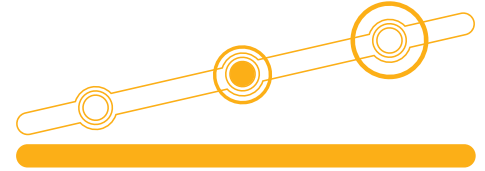
Article-No.: 700916 Sizes: EU35-42



COLOUR: BURNISH CAMEL COLOUR CODE: 1291N



MBT INDEX



MODEL



COLOUR

BLACK
03N

FEATURES

- *NAPPA LEATHER
- *LAMB SKIN FOOTBED
- *MBT RB OUTSOLE

ACTIVATE



MBT® SensorTechnology™

Bottom unit component that is located between the midsole and the outsole and with its soft PU compound creates the specific functionality of the MBT® sole.



Midsole with Pivot Axis

The unique & functional part of the midsole is the pivot axis underneath the midfoot, which promotes active rolling movement with every step.

PERFORMANCE




BOSTON WT M

Article-No.: 700915

Sizes: EU35-42

MBT INDEX



COLOUR: BURNISH CAMEL COLOUR CODE: 1291N

ACTIVATE

DYNAMIC

PERFORMANCE



MBT® SensorTechnology™

Bottom unit component that is located between the midsole and the outsole and with its soft PU compound creates the specific functionality of the MBT® sole.



Midsole with Pivot Axis

The unique & functional part of the midsole is the pivot axis underneath the midfoot, which promotes active rolling movement with every step.

FEATURES

- *NAPPA LEATHER
- *LAMB SKIN FOOTBED
- *MBT RB OUTSOLE

MODEL



COLOR

BLACK
03N



BOSTON WT M-KNIT M

Article-No.: 700973

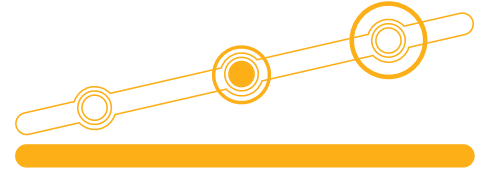
Sizes: EU35-42



COLOUR: BLACK COLOUR CODE: 03H



MBT INDEX



MODEL

COLOUR

FEATURES

ACTIVATE

DYNAMIC

PERFORMANCE



NAVY
12H

- *FLY -KNIT +NAPPA
- *LAMB SKIN FOOTBED
- *MBT RB OUTSOLE



MBT® SensorTechnology™

Bottom unit component that is located between the midsole and the outsole and with its soft PU compound creates the specific functionality of the MBT® sole.



Midsole with Pivot Axis

The unique & functional part of the midsole is the pivot axis underneath the midfoot, which promotes active rolling movement with every step.




KABISA 5 M

Article-No.: 700487

Sizes: EU39-47

MBT INDEX



COLOUR: BLACK

COLOUR CODE: 03C



ACTIVATE

DYNAMIC

PERFORMANCE

FEATURES

MODEL

COLOR



MBT® SensorTechnology™

Bottom unit component that is located between the midsole and the outsole and with its soft PU compound creates the specific functionality of the MBT® sole.



Midsole with Pivot Axis

The unique & functional part of the midsole is the pivot axis underneath the midfoot, which promotes active rolling movement with every step.

- *CALF
- *COW LINING FOOTBED
- *VIBRAM RB OUTSOLE (XS TEK)



SHUGULI M

Article-No.: 700945 Sizes: EU 39-47



COLOUR: BLACK COLOUR CODE: o3N



MBT INDEX



MODEL



COLOUR

BURNISH BROWN
1156N

FEATURES

- *NAPPA
- *COW LINING FOOTBED
- *MBT RB OUTSOLE

ACTIVATE

DYNAMIC

PERFORMANCE



MBT® SensorTechnology™




Bottom unit component that is located between the midsole and the outsole and with its soft PU compound creates the specific functionality of the MBT® sole.



Midsole with Pivot Axis

The unique & functional part of the midsole is the pivot axis underneath the midfoot, which promotes active rolling movement with every step.

NEW MODELS

MODEL	MODEL NO.	ARTICLE NO	RUN MATRIX	SIZE RANGE	COLOR CODE
	BOSTON LOAFER M	700917-1291N	DYNAMIC	EU35-42	BURNISH CAMEL
	BOSTON M	700916-1291N	DYNAMIC	EU35-42	BURNISH CAMEL
	BOSTON WT M	700969-1291N	DYNAMIC	EU35-42	BURNISH CAMEL
	BOSTON WT M-KNIT M	700973-03H	DYNAMIC	EU35-42	BLACK
	BOSTON WT M-KNIT M	700973-12H	DYNAMIC	EU35-42	NAVY

CARRY OVER

MODEL	MODEL NO.	ARTICLE NO	RUN MATRIX	SIZE RANGE	COLOR CODE
	ASANTE 6 M	700468- 03N	PERFORMANCE	EU39-47	BLACK
	BOSTON LOAFER M	700917- 03N	DYNAMIC	EU35-42	BLACK
	BOSTON M	700916- 03N	DYNAMIC	EU35-42	BLACK
	BOSTON WT M	700915- 03N	DYNAMIC	EU35-42	BLACK
	KABISA 5 M	700487- 03C	PERFORMANCE	EU39-47	BLACK
	SHUGULI M	700945- 03N	DYNAMIC	EU 39-47	BLACK
	SHUGULI M	700945- 1156N	DYNAMIC	EU 39-47	BUR- NISH BROWN

PROFESSIONAL COLLECTION

UNISEX



FLUA

Article-No.: 700923

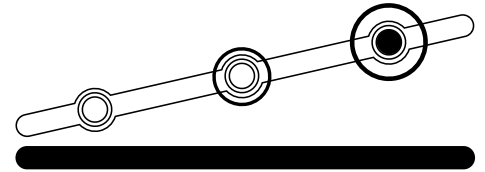
Sizes: EU 35-46



COLOUR: BLACK COLOUR CODE: 03



MBT INDEX



MODEL

COLOUR

FEATURES

ACTIVATE

DYNAMIC

PERFORMANCE



WHITE
16

- *WATER RESISTANT FULL GRAIN;
- *MESH FOOTBED,
- *VIBRAM OUTSOLE(XS WORK)



MBT® SensorTechnology™

Bottom unit component that is located between the midsole and the outsole and with its soft PU compound creates the specific functionality of the MBT® sole.



Midsole with Pivot Axis

The unique & functional part of the midsole is the pivot axis underneath the midfoot, which promotes active rolling movement with every step.

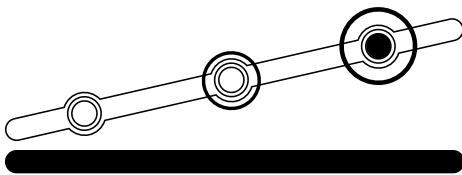


KARIBU 17 VELCRO

Article-No.: 700927

Sizes: EU 35-46

MBT INDEX



COLOUR: BLACK COLOUR CODE: 03



ACTIVATE

DYNAMIC

PERFORMANCE

FEATURES

MODEL

COLOR



MBT® SensorTechnology™

Bottom unit component that is located between the midsole and the outsole and with its soft PU compound creates the specific functionality of the MBT® sole.



Midsole with Pivot Axis

The unique & functional part of the midsole is the pivot axis underneath the midfoot, which promotes active rolling movement with every step.

- *WATER RESISTANT FULL GRAIN;
- *MESH FOOTBED,
- *VIBRAM OUTSOLE(XS WORK)



WHITE
16



OMEGA TRAINER

Article-No.: 700974

Sizes: EU 37-47

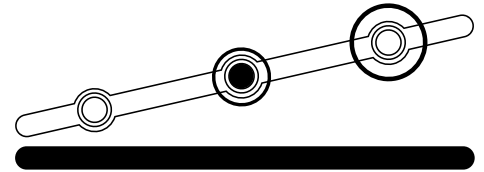


COLOUR: BLACK

COLOUR CODE: o3



MBT INDEX



MODEL

COLOUR

FEATURES

ACTIVATE

DYNAMIC

PERFORMANCE

- *WATER RESISTANT FULL GRAIN;
- *MESH FOOTBED,
- *VIBRAM OUTSOLE(XS WORK)



MBT® SensorTechnology™

Bottom unit component that is located between the midsole and the outsole and with its soft PU compound creates the specific functionality of the MBT® sole.



Midsole with Pivot Axis

The unique & functional part of the midsole is the pivot axis underneath the midfoot, which promotes active rolling movement with every step.

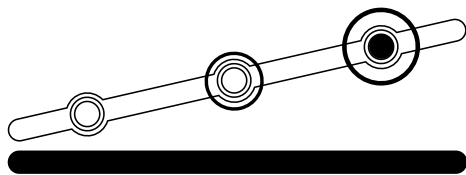


REEM 17 LACE UP

Article-No.: 700928

Sizes: EU 35-46

MBT INDEX



COLOUR: BLACK

COLOUR CODE: o3



ACTIVATE

DYNAMIC

PERFORMANCE

FEATURES

MODEL

COLOR



MBT® SensorTechnology™

Bottom unit component that is located between the midsole and the outsole and with its soft PU compound creates the specific functionality of the MBT® sole.



Midsole with Pivot Axis

The unique & functional part of the midsole is the pivot axis underneath the midfoot, which promotes active rolling movement with every step.

- *WATER RESISTANT FULL GRAIN;
- *MESH FOOTBED,
- *VIBRAM OUTSOLE(XS WORK)



WHITE
16



CARRY OVER MODELS

MODEL	MODEL NO.	ARTICLE NO	RUN MATRIX	SIZE RANGE	COLOR CODE
	FLUA	700923-03	PERFORMANCE	EU 35-46	BLACK
	FLUA	700923-16	PERFORMANCE	EU 35-46	WHITE
	KARIBU 17 VEL-CRO	700927-16	PERFORMANCE	EU 35-46	WHITE
	KARIBU 17 VEL-CRO	700927-16	PERFORMANCE	EU 35-46	BLACK
	OMEGA TRAINER	700974-03	DYNAMIC	EU 37-47	BLACK
	REEM 17 LACE UP	700928-03	PERFORMANCE	EU 35-46	BLACK
	REEM 17 LACE UP	700928-16	PERFORMANCE	EU 35-46	WHITE

OVERVIEW OUTSOLES

RUNNING COLLECTION



SIMBA 3
BLACK



GT 18
PINK / PURPLE



ZEE 18
BLUE / YELLOW



SPEED 2
ROYAL BLUE/BLACK



GT 2
CHARCOAL GREY/
ORANGE/BLACK

ACTIVE COLLECTION

FITNESS WALKING



SIMBA TRAINER
WHITE



SPORT 3 WIDE
BLACK

OUTDOOR



HIMAYA W GTX
OLIVE GREEN /
YELLOW



COLORADO 17 W
BLACK / LIME



LEASHA 17 W
INDIGO BLUE

CLASSICS



MBT-1997
DENIM BLUE

CASUAL COLLECTION



KISUMU CLASSIC W



PATA 6S
BLACK



NICO 8
WHITE / LIME



AJABU
BLACK

DRESS COLLECTION



BOSTON WT
M-KNIT



SIRIMA 6S MJ



ASANTE 6 M

PROFESSIONAL COLLECTION



OMEGA TRAINER
BLACK

FEATURES AND BENIFITS GLOSSARY

C

CALF LEATHER

Soft cow skin with Delicate texture on surface.

CHAMUDE®

No offensive odour and no mildew premium microfiber from Korea with anti-bacterial treatment for MBT® Footbeds and linings.

CLARINO®

Solvent-Free Premium microfiber from Japan with anti-microbial and Serdia (anti-odour) treatment for MBT® sandal footbeds and linings.

COW LINING

Smooth Surface, breathable cow skin for lining.

COW SUEDE LEATHER

Leather that is made from the lower layers of the hide and which is very breathable and velvety look.

D

DOUBLE-LAYER (SANDWICH) MESH

Double lay mesh with wide open texture and breathable fabric.

DRYLIGHT

Super soft, light textile lining with superior moisture-wicking and high abrasion resistant properties as well as anti-microbial treatment for enhanced freshness and hygiene.

E

ELASTIC GORE

High Speed and High Quality Elastic Gore from Germany Supplier – JAGAR.

ERGONOMICALLY ENGINEERED FOOTBED

Contoured, latex padded sandal footbed with deep heel cup that mirrors the shape of the foot and increase wear comfort.

F

FABRIC

Thin cotton fabric with close texture.

FULL GRAIN LEATHER

Cow leather with Natural look texture.

FULL GRAIN LEATHER WITH METALLIC

Natural look texture on Cow leather and with Metallic effect one the surface.

J

JACQUARD FABRIC

Jacquard fabric has its design concept and method directly borrowed from computer images and color modes. This has enabled the creation of innovative jacquard fabric design that is far beyond what normal patterns can express, and have lightweight & high-level breathability.

L

LAMB SKIN LINING

Smooth and breathable sheep skin for lining.

LIGHT EVA

Special EVA material that is 10% lighter than normal EVA. Better rebound and less deformation after pressing.

M

MBT® LIGHT

3M™ reflective material applied to strategic areas of the shoe for optimum visibility & safety at night.

MBT® SENSOR TECHNOLOGY™

Bottom unit component that is located between the midsole and the outsole and with its soft PU compound creates the specific functionality of the MBT® sole, producing what has been described as a pleasant feeling, reminiscent of walking on a sandy beach.

M-KNIT

The knitting technology utilizing several kinds of yarns to construct the shoe upper through computer programming

MIDSOLE

Bottom unit component that is located between the outsole and the shoe upper and is made of premium PU.

N

NAPPA LEATHER

Sheep leather with Natural look texture.

NEOPRENE

Soft and stretchable closed cell material with non-abrasive and tear-proof properties.

NON-MARKING RUBBER OUTSOLE

Bottom unit component that is directly in contact with the ground. High abrasion resistant rubber that leaves no black marks on the floor.

NUBUCK LEATHER

Premium quality leather with a buffed surface, which gives the leather a particularly soft and velvety feel.

O

ORTHOLITE SOCKLINING

Lightweight, ultra breathability, anti-microbial and washable with long-term cushioning.

P

PIVOT AXIS

The unique & functional part of the midsole is the pivot axis underneath the midfoot, which promotes active rolling movement with every step.



FEATURES AND BENEFITS GLOSSARY

PORON PU FOAM INSOLE

Premium quality PU Foam from USA Supplier – PORON.
Durable, Shock absorbing material.

R

RUBBER EVA

Special EVA material for better rebound, resistance to abrasion and high temperature. Better rebound with less deformation after compression.

RUBBER SPONGE OUTSOLE

15% Lighter than normal solid rubber and have better cushioning property.

S

SINGLE-LAYER FABRIC / MESH

Open woven and breathable fabric.

SUBLIMATION TRANSFER PRINTING

Patterns of texture and Visual effects is far superior to ordinary transfer method, color, fastness, good ventilation, and environmental pollution.

SYNTHETIC LEATHER

Highly durable and resistant fabricated upper material.

SYNTHETIC NUBUCK

Highly durable velvety surface.

V

VELCRO CLOSURE

Velcro straps for fast adjustment for a better fit.

VIBRAM ICE TREK COMPOUND

Vibram's high quality trekking compounds with great abrasion resistance properties. Safe for both alpine and metropolitan use. Good in any season, in any condition.

VIBRAM XS WORK COMPOUND

High performance outsole compound with optimum slip and oil resistance for work safety. Non-marking with anti-static & insulative properties

VIBRAM XS TREK COMPOUND

Vibram's technical trekking compound that represents performance and durability. Engineered for difficult trekking and multi-sport performance. Soft, flexible compound formulation with ultimate grip response on wet and dry terrain.

W

WASHABLE LEATHER

Uncolored full grain leather with ercu natural color. Do polish the color on the leather surface as specified.

MBT SIZE CHARTS

NEW SIZING FOR ALL MODELS INDICATED WITH EUR SIZES

MM	EUR	UK	US	
			MEN	LADIES
227	34	2		3 - 3.5
233	35	3		4 - 4.5
240	36	3.5		5 - 5.5
247	37	4		6 - 6.5
253	38	5	4 - 4.5	7 - 7.5
260	39	6	5 - 5.5	8 - 8.5
267	40	6.5	6 - 6.5	9 - 9.5
273	41	7	7 - 7.5	10 - 10.5
280	42	8	8 - 8.5	11 - 11.5
287	43	9	9 - 9.5	12 - 12.5
293	44	10	10 - 10.5	
300	45	10.5	11 - 11.5	
307	46	11	12 - 12.5	
313	47	12	13 - 13.5	
320	48	13	14 - 14.5	
326	49	13.5	15 - 15.5	

For all models indicated with EUR sizes

CARRY OVER FOR ALL MODELS INDICATED WITH UK SIZES

EUR	UK	US	
		MEN	LADIES
33 ² / ₃	1.5		4.5
34 ¹ / ₃	2		5
35	2.5		5.5
35 ² / ₃	3		6
36 ¹ / ₃	3.5		6.5
37	4		7
37 ² / ₃	4.5	5.5	7.5
38 ¹ / ₃	5	6	8
39	5.5	6.5	8.5
39 ² / ₃	6	7	9
40 ¹ / ₃	6.5	7.5	9.5
41	7	8	10
41 ² / ₃	7.5	8.5	10.5
42 ¹ / ₃	8	9	11
43	8.5	9.5	11.5
43 ² / ₃	9	10	
44 ¹ / ₃	9.5	10.5	
45	10	11	
45 ² / ₃	10.5	11.5	
46 ¹ / ₃	11	12	
47	11.5	12.5	
47 ² / ₃	12	13	
48 ¹ / ₃	12.5	13.5	
49	13	14	

For all models indicated with UK sizes

MBT RUNNING SIZE CHARTS

WOMEN

MEN

US	UK	EU	CM	US	UK	EU	CM
5	3	35.5	22.5	6	5	39	24.5
5.5	3.5	36	22.75	6.5	5.5	39.5	25.0
6	4.0	37	23.0	7	6	40	25.25
6.5	4.5	37.5	23.5	7.5	6.5	40.5	25.5
7	5.0	38	24.0	8	7	41.5	26.0
7.5	5.5	39	24.5	8.5	7.5	42	26.5
8	6.0	39.5	25.0	9	8	42.5	27.0
8.5	6.5	40	25.5	9.5	8.5	43.5	27.5
9	7.0	40.5	25.75	10	9	44	28.0
9.5	7.5	41.5	26.0	10.5	9.5	44.5	28.25
10	8.0	42	26.5	11	10	45	28.5
10.5	8.5	42.5	27.0	11.5	10.5	46	29.0
11	9.0	43.5	27.5	12	11	46.5	29.5
11.5	9.5	44	28.0	12.5	11.5	47	30
12	10.0	44.5	28.5	13	12	48	30.5
12.5	10.5	45	28.75	13.5	12.5	48.5	30.75
13	11	46	29	14	13	49	31



ICS Shoes
 Voice: (877) 553-5544
 Email: info@icsshoes.com
 Website: www.icsshoes.com