



*New Women's  
Comfy Pg. 7*

# OREW<sup>®</sup>

- EST. 1875 -

## FALL 2019



*Men's Stretch  
Watson Pg. 25*



*Women's Stretch  
Moonwalk Pg. 15*



*Women's Best-  
Selling Rose Pg. 9*



*New Men's  
Palmer Pg. 25*

## New! Fall 2019

*For men, we have taken our best selling last and given it an updated profile and a supportive yet light dual density insole. The arch support and heel cup will maintain stability.*

*For Women, we have designed a feminine, yet stretchy casual that will fit all needs. From bunions to edema, the Moonwalk will be the perfect fit. You asked for it and we have pulled thru! The new women's hiker and bootie hiker are crafted with the highest quality materials that you expect from Drew. The moisture-wicking linings and the waterproof gusset will keep your feet dry and the speed lacing system is great for on and off ease.*

*Look for the "new" checkmark throughout the book to see new colors of our best-selling items as well as brand new items like the ones on this page.*



### **Toledo II for Men** - See Pg. 23 for additional colors

The new and improved Toledo II is a lightweight, comfortable shoe that combines sleek styling with a host of foot health benefits.

### **Bexley II for Men** - See Pg. 24 for additional colors

You'll love the comfort features in the Drew Bexley II shoe. This new-and-improved lightweight version of the popular original offers twin gore stretch for better slip-on and slip-off comfort and fit.



### **Win for Men** - See Pg. 29

Fitting the same as the best selling Aaron sneaker, the Win has a double Velcro® closure, shock-absorbing inserts, flared outsole and firm heel counters. These sneakers will keep you cool, comfortable and balanced the whole day through.



### **Watson for Men** - See Pg. 25 for additional colors

No other shoe could be easier to wear. A wide, one-piece Velcro® strap opens up for easy-on, easy-off style. It's ideal for anyone with limited hand mobility. The best feature is the stretchable vamp to alleviate "end of day" swelling.



### **Palmer for Men** - See Pg. 25 for additional colors

Slip into these comfortable Palmer clogs by Drew® to create a simple statement that's perfect for cold weather days or just lounging around the house.



### **Hogan for Men** - See Pg. 23 for additional colors

Durable enough for weekend strolls, impeccably styled for office casual. It's a traditional oxford made of quality leather and flexible, lightweight outsole.



**Moonwalk for Women** - See Pg. 15 for additional colors

This sleek, simple shoe uses stretch upper material and large opening for easy-to-wear style. On the inside, Drilex® linings wick away moisture keeping feet feeling fresh and dry. Underfoot, a removable footbed with built-in metatarsal pad and flexible rubber outsole.

**Comfy for Women** - See Pg. 7 for additional colors

Slip into these Comfy clogs by Drew® to create a simple statement that's perfect for when sweater weather strikes. Soft knit upper with faux trim and Drilex® linings keep your feet dry.

**Kalm for Women** - See Pg. 5 for additional colors

We've combined the interior softness of our most popular comfort bootie with beautiful microsuede and sweater cuff in this low boot, perfect to fit an active lifestyle. Top off these casual boots with a medial zipper closure for easy on, easy off and the result is one truly comfortable everyday boot.

**Snowy for Women** - See Pg. 5 for additional colors

Superior style and quality that you know and love. Slip resistant outsoles and firm heel counters will help you combat all the terrains that you encounter. Waterproof.

**Iceberg for Women** - See Pg. 5 for additional colors

The Iceberg has great benefits for all climate days. The moisture-wicking lining, waterproof design, firm heel counters, slip-resistant outsoles and easy lacing system will make all your moves stable. Waterproof.

## WOMEN'S BOOTS

*Therapeutic women's boots? No one would guess these great looking styles are good for your feet. Durable on the outside, yet soft and comforting on the inside.*

PF

PLUS FITTING SYSTEM® - TWO REMOVABLE FOOTBEDS FOR ADDED AND DOUBLE DEPTH

A5

HCPCS CODE A5500

AP

HCPCS CODE A5500  
PENDING

S1

NARROW AA	MEDIUM B	WIDE D	WIDE WIDE EE
7-12	5-12, 13	5-12, 13	5-12, 13

S2

NARROW AA	MEDIUM B	WIDE D	WIDE WIDE EE
6-12	5-12, 13	5-12, 13	5-12, 13

S3

MEDIUM B	WIDE D	WIDE WIDE EE
6-12, 13	6-12, 13	6-12, 13

234



235



495



MEDIAL &  
LATERAL  
ZIPPER



GREY SUEDE/FLANNEL-43

BLACK LEATHER/ SUEDE-19

KOOL 19178

PF A5 S1 234



ZIPPER  
CLOSURE



DARK BROWN -68

ZIPPER  
CLOSURE



DARK BROWN-68

BLACK-12

ATHENS 19196  
LEATHER

PF A5 S2 235

COLOGNE 19167  
LEATHER

PF A5 S2 235

BLACK  
LEATHER-12



BLACK SUEDE-53

KRISTA 10141

PF A5 S2 234





ZIPPER  
CLOSURE

BLACK-12



STONE- 63



KALM 19100  
MICROSUEDE

PF

AP

S1

234

WOMEN'S BOOTS



AVAILABLE  
Nov '19



BLACK-12



BROWN-65



BLACK/GREY/  
YELLOW-09

GLACIER 10188  
NUBUCK

PF

A5

S2

495

AVAILABLE  
Nov '19

BLACK-12



SNOWY 10190  
SUEDE

PF

AP

S3

495

GREY- 9T



ICEBERG 10189  
NUBUCK



PF

AP

S3

495



ICS Shoes

Voice: (877) 553-5544

Email: info@icsShoes.com

Website: www.icsShoes.com

## WOMEN'S COMFORT CASUALS & SANDALS

When it comes to casual shoes, form and function are equally as important as style and design. We've combined all of those essential elements into some of the most comfortable shoes you'll ever slip on your feet.

PF

PLUS FITTING SYSTEM® - TWO REMOVABLE FOOTBEDS FOR ADDED AND DOUBLE DEPTH

AD

ADDED DEPTH WITH SINGLE REMOVABLE FOOTBED

A5

HCPCS CODE A5500

S1

NARROW AA	MEDIUM B	WIDE D	WIDE WIDE EE
6-12,13	5-13	5-13	5-13

S2

NARROW AA	MEDIUM B	WIDE D	WIDE WIDE EE
7-12	5-12,13	5-12,13	5-12,13

S3

NARROW AA	MEDIUM B	WIDE D	WIDE WIDE EE	EXTRA WIDE 4E
7-12	5-12,13	5-12,13	5-12,13	5-12, 13

S4

MEDIUM B	WIDE D	WIDE WIDE EE	EXTRA WIDE 4E
5-12, 13	5-12, 13	5-12, 13	5-12, 13

S5

NARROW AA	MEDIUM B	WIDE D	WIDE WIDE EE
6-12	5-12,13	5-12,13	5-12,13

233



234



241



235



## ELEMENT 17031 NUBUCK

AD

A5

S1

233



BLACK-15



BLUE-4R



BROWN-65

Adjustable backstrap

## SMILES 14791 MICRODOT LEATHER

PF

A5

S2

234

Adjustable backstrap



KHAKI STRIPE - 2C



BLACK-16



BLUE-4B



TAUPE-72

## HANNAH 17102 NUBUCK

PF

S2

234



BROWN-65



BLACK-15



ODYSSEY 19173  
MICROSUEDE COMBO

PF A5 S3 241

BLACK W/  
STRETCH-99

CREAM W/  
MESH-3G

CONSTELLATION 19174  
LEATHER/MESH

BLACK-19

WHITE-21

PF S4 241

GREY-9T

BLACK-12

DUSTY  
TAUPE-7Z

ZIPPER  
CLOSURE

BLACK MICRODOT-16

METRO 14794  
LEATHER

PF A5 S5 235



COMFY 17103  
SWEATER FABRIC

PF S2 234

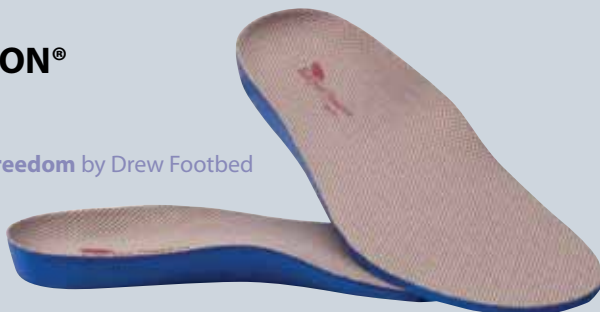
STONE-63

WOMEN'S COMFORT  
CASUALS & SANDALS

Check out  
Stretch  
Savannah on  
Page 16!

INSOLES  
Drew ULTRON®  
Footbed

80100 Barefoot Freedom by Drew Footbed



Fits Women's Shoe Size N, M, W Widths	Insole Size
5 to 6½.....	1
7 to 8½.....	2
9 to 10½.....	3
11 to 12.....	4

Fits Women's Shoe Size WW, XW Widths	Insole Size
5 to 6½.....	5
7 to 8½.....	6
9 to 10½.....	7
11 to 12.....	8



ICS Shoes

Voice: (877) 553-5544

Email: info@icsShoes.com

Website: www.icsShoes.com

## WOMEN'S MARY JANES

*These orthotic-compatible shoes offer unsurpassed comfort, style and adjustability along with the latest innovations in foot therapy in an easy-to-wear Velcro® brand closure.*

**PF**

PLUS FITTING SYSTEM® - TWO REMOVABLE FOOTBEDS FOR ADDED AND DOUBLE DEPTH

**AD**

ADDED DEPTH WITH SINGLE REMOVABLE FOOTBED

**A5**

HCPCS CODE A5500

**S1**

NARROW AA	MEDIUM B	WIDE D	WIDE WIDE EE
6-12	5-12,13	5-12,13	5-12,13

**S2**

NARROW AA	MEDIUM B	WIDE D	WIDE WIDE EE	EXTRA WIDE 4E
6-12	5-12,13	5-12,13	5-12,13	5-12,13

**S3**

NARROW AA	MEDIUM B	WIDE D	WIDE WIDE EE
6-12	5-12	5-12	5-12

**S4**

SLIM 4A	NARROW AA	MEDIUM B	WIDE D	WIDE WIDE EE
6-12	6-12	5-13	5-13	5-13

**S5**

SLIM 4A	NARROW AA	MEDIUM B	WIDE D	WIDE WIDE EE
6-12	6-12	5-12	5-12	5-12



Genoa 14316  
Leather

**PF**

**A5**

**S1**

**235**



TAUPE MICRODOT-72

DUSTY BLACK-12

NAVY SUEDE-41

BLACK SUEDE-19

Discovery 14798  
Microdot Leather



NAVY BLUE-42

GREY- 9T

BLACK-16

**PF**

**A5**

**S2**

**241**

Bloom II 14353  
Leather



BLACK LEATHER/STRETCH-99

BLACK SMOOTH-12

Heather 14400  
Leather



BRANDY-83

BLACK-12

**PF**

**A5**

**S3**

**16**

**PF**

**A5**

**S3**

**237**



ROSE 14375  
LEATHER

PF

A5

221

S4

BLACK-99

S3

WHITE FLORAL- 48

COPPER  
METALLIC-9Q

S5

DUSTY PEWTER-86

S4

BLACK CROC PATENT-1P

S4

BONE-9L

NAVY-42

S3

Delite 14373  
Leather

AD

A5

S3

200

BLACK SMOOTH/  
STRETCH-99

BONE NUBUCK/  
MESH-31

BLACK SMOOTH/  
MESH-19

BROWN-66

BLACK-12

Endeavor 14800  
Dusty Leather

PF

A5

S2

241

Check out  
Stretch  
Magnolia  
Maryjane on  
Page 16!

WOMEN'S MARY JANES

GREY NUBUCK/  
STRETCH-58

# Women's Light & Cool Sandals & Shoes

Offering the support you need to keep your feet feeling energized the whole day through. Enjoy the best of both worlds - comfort and style with removable footbeds to make room for your own custom orthotic.

AD

ADDED DEPTH WITH SINGLE REMOVABLE FOOTBED

A5

HCPCS CODE A5500

S1

NARROW AA	MEDIUM B	WIDE D	WIDE WIDE EE
6-12	5-12,13	5-12,13	5-12,13

S2

MEDIUM B	WIDE D	WIDE WIDE EE
5-12, 13	5-12, 13	5-12, 13

S3

NARROW AA	MEDIUM B	WIDE D	WIDE WIDE EE
7-12	5-12,13	5-12,13	5-12,13

S4

NARROW AA	MEDIUM B	WIDE D	WIDE WIDE EE
6-12,13	5-13	5-13	5-13







RUBY 19172  
FABRIC

AD A5 S3 RC26



BURGUNDY-51



BLACK-19



NATURAL - 70



BLACK /WHITE- 1R

CASCADE 17051  
NUBUCK

AD S4 230



NAVY-4U



BROWN-65



SAND-2R



BLUE- 4R



BLACK-15

WOMEN'S LIGHT & COOL  
SANDALS & SHOES



ICS Shoes

Voice: (877) 553-5544

Email: [info@icsShoes.com](mailto:info@icsShoes.com)

Website: [www.icsShoes.com](http://www.icsShoes.com)

## Women's Athletic Oxfords

*It's part of the beauty and ingenuity of Drew, offering all of the protective benefits of a therapeutic shoe, yet still retaining the look of an athletic shoe. They look as great as they feel.*

**PF**

PLUS FITTING SYSTEM® - TWO REMOVABLE FOOTBEDS FOR ADDED AND DOUBLE DEPTH

**A5**

HCPCS CODE A5500

**S1**

NARROW AA	MEDIUM B	WIDE D	WIDE WIDE EE	EXTRA WIDE 4E
7-12	5-12,13	5-12,13	5-12,13	5-12,13

**S2**

NARROW AA	MEDIUM B	WIDE D	WIDE WIDE EE	EXTRA WIDE 4E
7-12	5-13	5-13	5-13	5-13

**S3**

NARROW AA	MEDIUM B	WIDE D	WIDE WIDE EE	EXTRA WIDE 4E
7-12	5-12	5-12	5-12	5-12

**239**



**801**



**80**



**101**



GEMINI 10296  
SUEDE/MESH

**PF**

**A5**

**S1**

**239**

BLACK SUEDE/  
WHITE MESH-19

GREY SUEDE/  
WHITE MESH-43

FLASH II 10560  
LEATHER/MESH

**PF**

**A5**

**S2**

**801**

BLACK-19

WHITE-21

BLACK SUEDE/  
GLITTER MESH-19

PEWTER LEATHER/  
GLITTER MESH-8G

TUSCANY 10555  
LEATHER

**PF**

**A5**

**S1**

**239**

CREAM SUEDE- 3V



ICS Shoes

Voice: (877) 553-5544

Email: [info@icsShoes.com](mailto:info@icsShoes.com)

Website: [www.icsShoes.com](http://www.icsShoes.com)



WHITE/BLUE-04



BLACK/SILVER-09

CREAM SUEDE-3V

ATHENA 10268  
LEATHER/MESH

PF

A5

S3

80

MOTION 10186  
LEATHER

PF

A5

S2

101



BLACK-12

WHITE-22

FIRE 19170  
LEATHER/MESH

PF

A5

S1

801



GREY - 43

BLACK-19

FUSION 10545  
LEATHER

PF

A5

S2

801



BLACK-12

WHITE-22

BLACK-19

WHITE-21

FLARE 10285  
LEATHER/MESH

PF

A5

S2

101



BONE-31

WHITE/BLUE-04

WOMEN'S  
ATHLETIC OXFORD

## Women's Velcro® Closure

Combine the ease of a velcro® brand closure with fit, comfort and style and don't settle for just any walking shoe. Choose Drew.

PF

PLUS FITTING SYSTEM® - TWO REMOVABLE FOOTBEDS FOR ADDED AND DOUBLE DEPTH

A5

HCPCS CODE A5500

AP

HCPCS CODE A5500  
PENDING

S1

NARROW AA	MEDIUM B	WIDE D	WIDE WIDE EE
6-12	5-13	5-13	5-13

S2

NARROW AA	MEDIUM B	WIDE D	WIDE WIDE EE
6-12	5-12	5-12	5-12

S3

NARROW AA	MEDIUM B	WIDE D	WIDE WIDE EE	EXTRA WIDE 4E
7-12	5-13	5-13	5-13	5-13

S4

MEDIUM B	WIDE D	WIDE WIDE EE
6-12	6-12	6-12

S5

NARROW AA	MEDIUM B	WIDE D	WIDE WIDE EE	EXTRA WIDE 4E
6-12	5-12,13	5-12,13	5-12,13	5-12,13

S6

NARROW AA	MEDIUM B	WIDE D	WIDE WIDE EE	EXTRA WIDE 4E
7-13	5-13	5-13	5-13	5-13

S7

NARROW AA	MEDIUM B	WIDE D	WIDE WIDE EE	EXTRA WIDE 4E
7-12	5-12,13	5-12,13	5-12,13	5-12,13

221



16



101



46



241



801



239



LOTUS 14631  
LEATHER

PF

A5

221

S1

BLACK-12

S2

BONE-32

PARADISE II 14521  
LEATHER

PF

A5

S2

16



TAUPE-72

BLACK-12

MOTION V 14406  
LEATHER

BLACK-12



WHITE-22

PF

A5

S3

101

VICTORIA 14463  
LEATHER

PF

A5

S4

46



BLACK-12





PF A5 S6 801

PF A5 S7 239

STRETCH  
Z-STRAP  
CLOSURE

## INSOLES

Drew®

Medical Grade Inserts

89700



## HCPCS Code A5512

Drew's most advanced, comfort-based orthotic. Ready for quick and easy modification.

- 3/16" Plastazote®
- 5/16" EVA Shore A55-60 Durometer

89700 Orthotic

Fits Women's Shoe Size	Fits Men's Shoe Size	Insole Size
5 to 6½	N/A	1
7 to 8½	6 to 7½	2
9 to 10½	8 to 9½	3
11 to 13	10 to 11½	4
NA	12 to 14	5

WOMEN'S VELCRO®



ICS Shoes

Voice: (877) 553-5544

Email: [info@icsShoes.com](mailto:info@icsShoes.com)

Website: [www.icsShoes.com](http://www.icsShoes.com)

## Women's Stretch Footwear

Stretchable shoes offer ladies the extra bit of flexibility to feel comfortable in her shoes. Whether you suffer from foot injuries or chronic foot pain, you'll find security and adjustability for every foot.

PF

PLUS FITTING SYSTEM® - TWO REMOVABLE FOOTBEDS FOR ADDED AND DOUBLE DEPTH

AD

ADDED DEPTH WITH SINGLE REMOVABLE FOOTBED

A5

HCPCS CODE A5500

S1

NARROW AA	MEDIUM B	WIDE D	WIDE WIDE EE
7-12	5-12,13	5-12,13	5-12,13

S2

NARROW AA	MEDIUM B	WIDE D	WIDE WIDE EE
6-12	5-13	5-13	5-13

S3

NARROW AA	MEDIUM B	WIDE D	WIDE WIDE EE	EXTRA WIDE 4E
7-12	5-13	5-13	5-13	5-13

S4

NARROW AA	MEDIUM B	WIDE D	WIDE WIDE EE	EXTRA WIDE 4E
7-12	5-12,13	5-12,13	5-12,13	5-12,13

S5

MEDIUM B	WIDE D	WIDE WIDE EE
5-12	5-12	5-12

S6

NARROW AA	MEDIUM B	WIDE D	WIDE WIDE EE	EXTRA WIDE 4E
6-12	5-12,13	5-12,13	5-12,13	5-12,13

234

221

801

RC26

239

16

231



NAVY WAVY  
STRETCH-4Z

BLACK WAVY-1Z

BURGUNDY  
WAVY-5Z

ADJUSTABLE  
SWIVEL  
STRAP

BLACK SMOOTH-99

BLACK ANIMAL  
PRINT-9F

SAVANNAH 17100  
STRETCH FABRIC

PF

A5

S1

234

MAGNOLIA 14326  
LEATHER/STRETCH COMBO

PF

A5

S2

221

BLACK-99

BLACK LUREX-1B

NAVY-41

BROWN-69



# RETCH

EXCEL 10164  
STRETCH MESH

PF A5 S3 801



BLACK - 99



AMBER 19171  
STRETCH KNIT/LEATHER

AD S1 RC26

GREY/BLACK - 09

GALAXY 10826  
STRETCH KNIT FABRIC

PF A5 S4 239



GREY/WHITE-43

BLACK/WHITE-1R

BLUE - 37



Check out  
Stretch  
Moonwalk on  
Page 15!

BLACK-99



QUEST 14251  
LEATHER/STRETCH

PF A5 S5 16

TAUPE-72



ANTWERP 14331  
LEATHER/STRETCH

BLACK-99

TAUPE- 77

PF A5 S6 231

MEDIAL  
SIDE  
VIEW



## Women's Casual Oxfords

*There's so much to like about these orthotic-compatible oxfords. Supportive heel cups, comfortable footbeds, supple leathers and suedes. They offer style along with the latest innovations in foot therapy.*

**PF**

PLUS FITTING SYSTEM® - TWO REMOVABLE FOOTBEDS FOR ADDED AND DOUBLE DEPTH

**AD**

ADDED DEPTH WITH SINGLE REMOVABLE FOOTBED

**A5**

HCPCS CODE A5500

**S1**

SLIM 4A	NARROW AA	MEDIUM B	WIDE D	WIDE WIDE EE
6-12	6-12	5-13	5-13	5-13

**S2**

NARROW AA	MEDIUM B	WIDE D	WIDE WIDE EE
6-12	5-12	5-12	5-12

**S3**

NARROW AA	MEDIUM B	WIDE D	WIDE WIDE EE
6-12,13	5-13	5-13	5-13

**S4**

NARROW AA	MEDIUM B	WIDE D	WIDE WIDE EE	EXTRA WIDE WIDE SE
7-11,12	5-11,12	6-11,12	6-11,12	6-10

**S5**

NARROW A	MEDIUM C	WIDE E	WIDE WIDE 3E	X WIDE WIDE 5E
6-12	5-12	5-12	5-12	5-11

**S6**

NARROW AA	MEDIUM B	WIDE D	WIDE WIDE EE	EXTRA WIDE 4E
6-12	5-12,13	5-12,13	5-12,13	5-12,13

**S7**

SLIM 3A	NARROW AA	MEDIUM B	WIDE D	WIDE WIDE EE
7-11,12	7-11,12	5-11,12	6-11,12	6-11,12

**S8**

NARROW AA	MEDIUM B	WIDE D	WIDE WIDE EE	EXTRA WIDE 4E
7-11,12	6-11,12	6-11,12	6-11,12	6-11

16



46



88



241



TULIP 10202

**PF**

**A5**

**221**



**S2**

BROWN-64

**S1**

**S2**

**S3**

BLACK STRETCH-99

BLACK-12

**S1**

PARADE II 10295  
LEATHER

**PF**

**A5**

**S2**

**16**

BLACK-12

TAUPE-72

NEW VILLAGER 10676  
LEATHER

**PF**

**A5**

**S4**

**46**

BLACK-11

FIESTA 10175  
LEATHER

**AD**

**A5**

**S5**

**88**

SEAMLESS  
MOLDABLE  
DEERSKIN  
LINING

BLACK-12



BLACK SUEDE-12



GREY SUEDE-9T



NAVY SUEDE-42



BROWN SMOOTH-6T



BLACK SMOOTH-14



COLUMBIA 10829

PF

A6

S6

241

BLACK-12



PHOENIX PLUS 10217  
LEATHER

PF

A5

S7

46

ENTERPRISE 10830  
MICROSUEDE/MESH

PF

A5

S6

241

BLUE - 37



BLACK-12



GREY - 43



BLACK-12



SEDONA 10125  
LEATHER

AD

A5

S5

88

ZIP II 10821  
LEATHER

BLACK-18



PF

A5

S2

16

BLACK SMOOTH-12



BLAZER 10418  
LEATHER

PF

A5

S8

46

TAUPE NUBUCK-75



## Men's Boots

*Therapeutic Men's boots? No one would guess these fantastic looking styles are worthy of your feet. Complete with serviceable, slip-resistant, oil-resistant, non-marking rubber outsole. Durable on the outside, yet reliable and comforting on the inside.*

**PF**

PLUS FITTING SYSTEM® - TWO REMOVABLE FOOTBEDS FOR ADDED AND DOUBLE DEPTH

**A5**

HCPCS CODE A5500

**S1**

MEDIUM D	WIDE EE	4W 4E	6E
8-13,14,15,16	8-13,14,15,16	8-13,14,15,16	8-13,14,15,16

**S2**

NARROW B	MEDIUM D	WIDE EE	4W 4E	6E
9-13	8-13,14,15,16	8-13,14,15,16	8-13,14,15,16	8-13,14,15,16

**S3**

MEDIUM D	WIDE EE	4W 4E	6E
8-13,14,15,16	8-13,14,15,16	7-13,14,15,16	7-13,14,15,16

**420**



**495**



BLACK  
TUMBLED-18



ROCKFORD 40808  
LEATHER

**PF**

**A5**

**S1**

**420**

**THERMOLITE®**

WHEAT NUBUCK-9R



**WATERPROOF**

BROWN TUMBLED-68



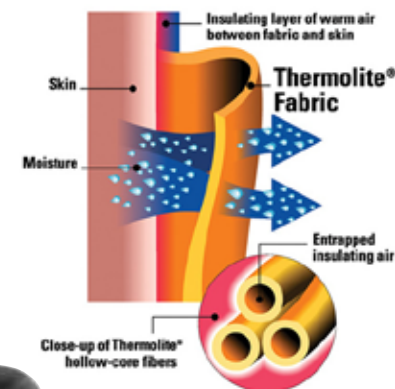
**THERMOLITE®**

BLACK-18



BROWN-68

**Thermolite®**



BOULDER 40920  
TUMBLED LEATHER

**PF**

**A5**

**S1**

**420**



CANYON 40737  
LEATHER

PF	A5	S2	495
----	----	----	-----



DARK BROWN-68

BLACK-14

OLIVE SUEDE-2U

NEW

MEN'S WATERPROOF  
BOOTS

BLACK NUBUCK-15



TREK 40697  
LEATHER

PF	A5	S2	495
----	----	----	-----


DARK BROWN-68

PEAK 40690  
SUEDE

PF	A5	S3	495
----	----	----	-----



TOBACCO-8C



ICS Shoes

Voice: (877) 553-5544

Email: [info@icsShoes.com](mailto:info@icsShoes.com)

Website: [www.icsShoes.com](http://www.icsShoes.com)

## Men's Oxfords

*It's important that casual shoes for men are not only comfortable, but durable and polished. Drew shoe offers an extensive selection of men's casual shoes with high quality leathers and handsome details. Ideal when all-day walking comfort is what you require.*

PF

PLUS FITTING SYSTEM® - TWO REMOVABLE FOOTBEDS FOR ADDED AND DOUBLE DEPTH

AD

ADDED DEPTH WITH SINGLE REMOVABLE FOOTBED

A5

HCPCS CODE A5500

AP

HCPCS CODE A5500  
PENDING

S1

NARROW B	MEDIUM D	WIDE EE	4W 4E	6E
9-12,13	8-12,13,14,15,16	8-12,13,14,15,16	7-12,13,14,15,16	7-12,13,14,15,16

S2

NARROW B	MEDIUM D	WIDE EE	4W 4E	6E
9-12,13	8-12,13,14,15	8-12,13,14,15	7-12,13,14	7-12,13

S3

NARROW B	MEDIUM D	WIDE EE	4W 4E	6E
9-13,14	8-13,14,15,16	8-13,14,15,16	7-13,14,15,16	7-12,13,14,15,16

S4

NARROW B	MEDIUM D	WIDE EE	4W 4E	6E
9-14	8-14,15,16	8-14,15,16	8-14,15,16	8-14,15,16

S5

MEDIUM D	WIDE EE	4W 4E	6E
7-13,14,15,16	7-13,14,15,16	7-13,14,15,16	7-13,14,15,16

S6

NARROW B	MEDIUM D	WIDE EE	4W 4E
9-13,14	7-14,15,16	7-14,15	8-14

428



66



433



434



BRANDY-83

KEITH 40672  
LEATHER

PF

A5

S1

428

BLACK-14



COGNAC  
NUBUCK-59

TRAVELER 40973  
LEATHER

BLACK- PEBBLED-14

PF

A5

S2

66



BIG EASY 44859  
LEATHER

BLACK-14

BROWN-68

PF

A5

S3

66



BROWN-64

WALKER II 40784  
LEATHER

BLACK-14

PF

A5

S4

66



TUCSON 40678  
LEATHER

BLACK-14

PF

A5

S3

66



BRONX 40100  
LEATHER

AD A5 S1 433



GREY - 9T

BROWN - 6T

TOLEDO II 40200  
LEATHER

PF AP S1 434



BLACK-14

BRANDY-83

PULSE 40794  
LEATHER

PF A5 S5



BLACK-14

DOUBLER 40822  
LEATHER

PF A5 S6 66



BLACK-11

SEAMLESS  
MOLDABLE  
DEERSKIN  
LINING

HOGAN 40201  
LEATHER

PF AP S1 434



BROWN-64

BLACK-14

PARK 40991  
LEATHER

AD A5 S1 433



BLACK-14

BROWN-64

## Men's Slip-On, Twin Gore & Velcro® Closures

*Not many men's casuals are as well designed as Drew. They provide the best function, comfort and the essential components that you will ever slip on to your feet.*

PF

PLUS FITTING SYSTEM® - TWO REMOVABLE FOOTBEDS FOR ADDED AND DOUBLE DEPTH

AD

ADDED DEPTH WITH SINGLE REMOVABLE FOOTBED

A5

HCPCS CODE A5500

AP

HCPCS CODE A5500  
PENDING

S1

NARROW B	MEDIUM D	WIDE EE	4W 4E	6E
9-12,13	8-12,13,14,15,16	8-12,13,14,15,16	7-12,13,14,15,16	7-12,13,14,15,16

S2

MEDIUM D	WIDE EE	4W 4E	6E
8-12,13,14,15	8-12,13,14,15	7-12,13,14	7-12,13

S3

MEDIUM D	WIDE EE	4W 4E
8-12,13,14,15	8-12,13,14,15	7-12,13,14

S4

MEDIUM D	WIDE EE	4W 4E	6E
8-12,13,14,15,16	7-12,13,14,15,16	7-12,13,14,15,16	7-12,13,14,15,16

S5

NARROW B	MEDIUM D	WIDE EE	4W 4E	6E
8.5-12,13,14	8-12,13,14,15,16	7-12,13,14,15,16	7-12,13,14,15,16	7-12,13,14,15,16

434



428



433



66



BEXLEY II 43000  
LEATHER

PF

S1

434



JACKSON 47713  
LEATHER

PF

S1

428



FAIRFIELD 43906  
LEATHER

PF

S1

428

Essex 43950  
LEATHER



AD

S1

433

BLACK-14



Check out  
Men's Jump  
on Page 30!



**MANSFIELD 44915**  
LEATHER

BROWN-68

BLACK-14

PF A5 S1 428

**TRAVELER V 44908**  
LEATHER

COGNAC  
NUBUCK-59

BLACK  
PEBBLED-14

PF A5 S2 66

**JOURNEY II 44885**  
LEATHER/ STRETCH

BLACK-99

PF A5 S4 66



BLACK-14

**WATSON 44000**  
LEATHER

PF AP S1 434

BROWN-64



**PALMER 47100**  
MICROSUEDE

BLACK-14

PF S1 434

CAMEL-7T



**VICTOR 44700**  
LEATHER

BLACK-14

PF A5 S3 66

**NAVIGATOR II 44837**  
LEATHER

BLACK-14

PF A5 S5 66

BROWN-64

MEN'S SLIP-ON ; TWIN GORE  
& VELCRO® CLOSURES



ICS Shoes

Voice: (877) 553-5544

Email: info@icsShoes.com

Website: www.icsShoes.com

# Men's Athletic Oxfords

Generous fitting and dexterity of a Drew shoe is what these oxfords provide. Therapuetic benefits and stylish details feel as great as they look.

PF

PLUS FITTING SYSTEM® - TWO REMOVABLE FOOTBEDS FOR ADDED AND DOUBLE DEPTH

AD

ADDED DEPTH WITH SINGLE REMOVABLE FOOTBED

A5

HCPCS Code A5500

S1

NARROW B	MEDIUM D	WIDE EE	4W 4E	6E
9-13,14	7-13,14,15	7-13,14,15	7-13,14,15	7-13,14,15

S2

NARROW B	MEDIUM D	WIDE EE	4W 4E	6E
9-13,14	7-13,14,15,16	7-13,14,15,16	7-13,14,15,16	7-13,14,15,16

S3

NARROW B	MEDIUM D	WIDE EE	4W 4E	6E
9-12,13,14	7-13,14,15,16	7-13,14,15,16	7-13,14,15,16	7-13,14,15,16



NAVY SUEDE/  
MESH-4V

AARON 40893  
LEATHER COMBO

PF A5 S1 74

LIGHTNING II 40805  
LEATHER/MESH COMBO

PF A5 S2 741



WHITE-21

BLACK-19

WHITE-22

FORCE 40960  
SMOOTH LEATHER

PF A5 S2 401



WHITE-21

BLACK-19

ROCKET 40992  
LEATHER/MESH

PF A5 S2 431



ENERGY 40996  
SUEDE/MESH

PF A5 S2 401



THRUST 40998  
LEATHER/MESH



PF A5 S3 431

VOYAGER 40890  
LEATHER



PF A5 S2 741



EXCEED 40827  
STRETCH MESH

PF A5 S2 741



Check out  
Buzz on  
Page 30!

SURGE 40760  
LEATHER

PF A5 S2 401



BLACK SMOOTH-14

BLACK SMOOTH  
LEATHER/MESH-19

WHITE SMOOTH  
LEATHER/MESH-21



GREY SMOOTH/  
NUBUCK/MESH-43

MEN'S ATHLETIC  
OXFORDS

Men's Athletic Velcro® & Sandals

Drew athletic shoes and sandals for men combine elements of sporty design with the same comfort and therapeutic benefits found in our famous line of footwear. These shoes and sandals feature double depth with removable insoles, a feature unknown to traditional men's athletic shoes and sandals, boasting unbeatable overall performance and comfort benefits.

**PF** PLUS FITTING SYSTEM® - TWO REMOVABLE FOOTBEDS FOR ADDED AND DOUBLE DEPTH

**DD** DOUBLE DEPTH WITH SINGLE, THICK, REMOVABLE FOOTBED

**A5** HCPCS CODE A5500

**AP** HCPCS CODE A5500 PENDING

S1	MEDIUM D	WIDE EE	4W 4E	6E
	8-13,14,15,16	8-13,14,15,16	7-13,14,15,16	7-13,14,15,16

S2	NARROW B	MEDIUM D	WIDE EE	4W 4E	6E
	9-13,14	7-13,14,15,16	7-13,14,15,16	7-13,14,15,16	7-13,14,15,16

S3	NARROW B	MEDIUM D	WIDE EE	4W 4E	6E
	9-12,13,14	7-12,13,14,15,16	7-12,13,14,15,16	7-12,13,14,15,16	7-12,13,14,15,16





ROCKET V 44991  
LEATHER

PF A5 S2 431



BLACK/MESH-19

WHITE/MESH-21

BLACK-14

WIN 44001  
SUEDE/KNIT



BLACK - 19

PF AP S3 74

FORCE V 44714  
LEATHER

WHITE-22



BLACK-14

PF A5 S2 401

LIGHTNING II V 44735  
LEATHER/MESH

PF A5 S2 741



WHITE-21

BLACK - 19



WHITE-22



BLACK-14



BONE-32

JIMMY 44935  
LEATHER

PF A5 S2 741

MEN'S ATHLETIC  
VELCRO® & SANDALS



ICS Shoes

Voice: (877) 553-5544

Email: info@icsShoes.com

Website: www.icsShoes.com

## Men's Cool and Casual

*It's important that casual shoes for men are not only comfortable, but dependable and classy as well. That's why Drew Shoe offers an extensive selection of men's cool & casual shoes with handsome details. Drew's orthotic-compatible, casual shoes keep the legs, knees and hips in healthy alignment, reducing fatigue and helping to alleviate back pain.*

**PF**

PLUS FITTING SYSTEM® - TWO REMOVABLE FOOTBEDS FOR ADDED AND DOUBLE DEPTH

**A5**

HPCPS CODE A5500

**S1**

NARROW B	MEDIUM D	WIDE EE	4W 4E	6E
9-13,14	7-13,14,15,16	7-13,14,15,16	7-13,14,15,16	7-13,14,15,16

**S2**

NARROW B	MEDIUM D	WIDE EE	4W 4E	6E
9-12,13,14	7-12,13,14,15,16	7-12,13,14,15,16	7-12,13,14,15,16	7-12,13,14,15,16

**431**



### MEN'S BUZZ 40994 LEATHER/FLANNEL/STRETCH



PF

A5

S1

431

### Ski 44992 DENIM FABRIC

PF

A5

S1

431



TWIN  
GORE  
STRETCH



### MEN'S JUMP 43949 LEATHER

PF

S2

431



## Quick Last Reference

### P221/ P237... Pages 8, 9, 14, 16, 18

- Plus Fitting System®
- Broad Forefoot
- Wide, Tempered Steel Shank
- Extended Medial Heel Stabilizer
- Tempered Steel Shank
- Mild Rocker Bottom
- Removable ULTRON® Footbed

221

### P200... Page 9

- Added Depth
- Removable Footbed
- Drilex® Lining
- Lightweight, Polyurethane Outsole
- Firm Heel Counter
- Tempered Steel Shank

200

### P234... Pages 4, 5, 6, 7, 16

- Plus Fitting System®
- Broad Forefoot
- Removable, Lightweight Polyurethane Footbed
- Lightweight, Flexible Outsole
- Firm Heel Counter
- Mild Rocker Bottom
- Tempered Steel Shank

234

### P80... Page 13 (women's) P74 ... Pages 26, 29 (men's)

- Plus Fitting System®
- Broad Forefoot
- Built-in, Nylon Shank
- Firm Heel Counter
- Added Heel Cushion and Arch Support
- Lightweight Rubber Outsole with EVA Wedge Midsole
- Rocker Bottom

80  
74

### P231...Page 17

- Plus Fitting System®
- Broad Forefoot
- Extended Medial Heel Stabilizer
- Tempered Steel Shank
- Polyurethane Outsole

231

### P101...Pages 13, 14 (women's)

### P401...Pages 23, 26, 27, 29

- Plus Fitting System®
- Broad Forefoot
- Extended Medial Heel Stabilizer
- Tri-Support Insole with Built-in Heel Cushion
- Durable Rubber Outsole
- Tempered Steel Shank
- Rocker Bottom

101  
401

### P16... Pages 8, 14, 17, 18, 19

- Plus Fitting System®
- Tempered Steel Shank
- Firm Heel Counter
- Mild Rocker Bottom
- Removable, Moldable Dual-Density Footbed

16

### P88... Pages 18, 19

- Added Depth
- Deep, Broad Oblique Forefoot
- Rocker Bottom
- Tempered Steel Shank
- Extended Medial Heel Stabilizer
- Removable, Dual-Density Insert

88

### P46... Pages 14, 18, 19

- Plus Fitting System®
- Flared Outsole
- Rocker Bottom
- Broad Forefoot
- Tempered Steel Shank
- Extended Medial Heel Stabilizer

46

### P495... Page 5 (women's) Page 21 (men's)

- Plus Fitting System®
- Slip-resistant, Oil-resistant, Non-Marking, Durable, Lightweight, Rubber Outsole
- Firm Heel Counter
- Polyurethane Footbed with Added Heel Cushion

495

### P235... Pages 4, 7, 8,

- Plus Fitting System®
- Tempered Steel Shank
- Metatarsal Support
- Firm Heel Counter
- Lightweight Polyurethane Unit Outsole

235

### P239... Pages 12, 15, 17

- Plus Fitting System®
- Wide, Synthetic Shank
- Firm Heel Counter
- Removable Ultron® Footbed with Heel Cushion and Arch Support
- Rocker Bottom

239

### RC26... Pages 11, 17

- Added Depth
- Tempered Steel Shank
- Firm Heel Counter

RC26

### P241... Pages 7, 8, 9, 15, 19

- Plus Fitting System®
- Tempered Steel Shank
- Stability Cradle System
- Firm Heel Counter
- Added Heel Pads & Met Pads & Arch Support

241

### P420... Page 20

- Plus Fitting System®
- Deep, Broad Oblique Toe
- Waterproof Lining
- Tempered Steel Shank
- Built-in Heel Cushion
- Slip-resistant, Oil-resistant, Non-Marking Outsole

420

### P66... Pages 22, 23, 25

- Plus Fitting System®
- Deep, Broad, Oblique Toe
- Mild Rocker Bottom
- Extended Medial Heel Stabilizer
- Tempered Steel Shank
- Lightweight, Flared Outsole

66

### P801... Pages 12, 13, 15, 17 (women's)

### P741... Pages 26, 27, 29 (men's)

- Plus Fitting System®
- Broad Forefoot
- Interior Nylon Shank in the Midsole and TPU Shank in the Outsole
- Lightweight Rubber Outsole with EVA Wedge Midsole
- Rocker Bottom

801  
741

### P428... Pages 22, 24, 25

- Plus Fitting System®
- Mild Rocker Bottom
- Opanka Construction
- Firm Heel Counter
- Tempered Steel Shank

428

### P431... Pages 26, 27, 29, 30

- Plus Fitting System®
- Wide, Synthetic Shank
- Rocker Bottom
- Extended Medial Heel Stabilizer
- Removable Ultron® Footbed with Heel Cushion and Built-in Arch Support
- Rubber Outsole

431

### P433... Pages 23, 24

- Added Depth
- Dual-density Polyurethane Footbed with maximum arch Build-up
- Flexible, Lightweight Outsole
- Tempered Steel Shank
- Extended Medial Heel Stabilizer

433

### P434... Pages 23, 24, 25

- Plus Fitting System®
- Mild Rocker Bottom
- Opanka Construction
- Firm Heel Counter
- Ultra Lightweight Construction
- Wide, Tempered Steel Shank

434



ICS Shoes

Voice: (877) 553-5544

Email: [info@icsShoes.com](mailto:info@icsShoes.com)

Website: [www.icsShoes.com](http://www.icsShoes.com)

## Drew Solutions for Common Foot Problems

### Key to Shoe Ratings for Specific Foot Problems

1. The **BEST** shoe for this particular problem
2. A **BETTER** shoe for this particular problem
3. A **GOOD** shoe for this particular problem



- EST. 1875 -

**PROBLEM SOLVED**


WOMEN'S	Kool-Kalim-Krista	Athens-Cologne	Glacier-Iceberg-Snowy	Smiles-Hannah-Comfy	Constellation-Obyssey	Metro	Genoa	Discovery-Endeavor	Bloom II	Heather	Rose	Delite	Ruby	Gemini-Tuscany	Flash II	Athena	Motion	Fire	Fusion	Flare	Lotus	Paradise II	Motion V	Victoria	Moonwalk	Paige	Zodiac	Savannah	Magnolia	Amber	Excel	Galaxy	Quest	Antwerp	Tulip	Parade	New Village-Phoenix Plus	Fiesta-Sedona	Columbia-Enterprise	Zip II	Blazer		
Page Number	4 / 5	4	5	6 / 7	7	7	8	8 / 9	8	8	9	9	11	12	12	13	13	13	13	13	14	14	14	14	15	15	15	16	16	17	17	17	17	17	18	18	18 / 19	18 / 19	19	19	19		
Last Number	234	235	495	234	241	235	235	241	16	237	221	200	RC26	239	801	80	101	801	801	101	221	16	101	46	241	801	239	234	221	RC26	801	239	16	231	221	16	46	88	241	16	46		
Pes Cavus (High Arch)	2	2	1	2	2	2	1	2	2	2	2	3	2	2	2	2	2	2	2	2	2	2	2	3	1	2	2	2	2	2	2	2	2	2	2	2	3	2	2	2	3		
Pes Planus (Flat Foot)	2	2	1	2	2	1	2	2	1	2	2	2	2	1	2	2	1	2	2	1	2	2	1	1	1	2	2	1	2	2	2	1	2	2	2	2	2	1	1	1	2	1	
Ankle Varus (Roll Out)	2	2	1	3	3	2	2	1	2	2	2	3	2	1	2	2	1	2	2	1	2	2	1	1	1	2	1	3	2	3	2	1	2	2	2	2	1	1	1	2	1		
Ankle Valgus (Roll In)	2	2	1	3	3	2	2	1	2	2	2	2	2	1	2	2	1	2	2	1	2	2	1	2	1	2	1	3	2	3	2	1	2	2	2	2	2	2	1	1	1	2	1
Metatarsalgia	2	2	1	2	1	2	2	1	2	2	1	3	1	1	1	1	1	1	1	1	1	2	1	1	1	1	1	2	2	1	1	1	2	2	1	2	1	1	1	1	2	1	
Plantar Fasciitis	2	2	1	2	1	2	1	1	3	2	2	3	2	1	1	1	2	1	1	2	2	3	2	2	1	1	1	2	2	2	1	1	3	2	2	3	2	2	2	3	2		
Bunions	1	2	1	2	1	2	2	2	2	3	1	3	3	1	2	2	3	3	2	2	1	2	2	1	1	2	1	1	1	1	1	2	1	1	1	2	1	1	2	2	2		
Hammertoes	2	3	2	2	1	3	3	2	2	3	2	2	3	1	2	2	3	3	2	3	2	2	3	1	1	2	1	1	1	1	1	2	1	1	2	2	1	1	2	2	2		
Arthritis	2	2	2	2	2	2	2	1	2	2	1	3	2	1	2	3	3	2	1	3	1	2	3	1	1	1	1	2	1	1	2	2	1	1	1	2	1	1	2	2	2		
Diabetes	2	3	2	2	2	3	3	2	2	2	1	3	2	1	3	3	3	1	3	2	1	2	2	2	1	3	1	2	1	2	2	2	1	1	1	2	1	1	2	2	2		
Slip-Resistant	N	N	Y	N	N	N	N	N	N	Y	Y	N	N	Y	N	N	N	N	N	N	Y	N	N	N	N	N	Y	N	Y	N	N	Y	N	N	Y	N	N	N	N	N	N	N	

MEN'S	Rockford-Boulder	Trek-Peak-Canyon	Keith	Traveler	Walker II	Big Easy-Tucson	Bronx	Toledo II-Hogan	Pulse	Doublet	Park	Bexley II-Watson-Palmer	Jackson-Fairfield	Essex	Mansfield	Traveler V	Journey II	Navigator II	Aaron	Lightning II	Force-Energy-Surge	Rocket-Thrust	Voyager	Exceed	Dublin	Rocket V	Win	Force V	Lightning II V Jimmy	Buzz-Jump	Ski	
Page Number	20	21	22	22	22	22	23	23	23	23	23	24/25	24	24	25	25	25	25	26	26	26/27	26/27	27	27	28	29	29	29	29	29	30	30
Last Number	420	495	428	66	66	66	433	434	401	66	433	434	428	433	428	66	66	66	74	741	401	431	741	741	499	431	74	401	741	431	431	
Pes Cavus (High Arch)	2	2	2	2	2	2	1	2	2	2	1	2	2	1	2	2	2	2	2	2	2	2	2	2	2	2	2	2	2	2	2	
Pes Planus (Flat Foot)	1	2	2	1	2	2	2	2	1	1	2	2	2	2	2	1	2	2	2	2	1	1	2	2	2	1	2	1	2	1	2	
Ankle Varus (Roll Out)	1	2	2	1	2	2	1	2	1	1	1	2	2	1	2	1	2	2	2	2	1	1	2	2	3	1	2	1	2	1	1	
Ankle Valgus (Roll In)	1	2	2	1	2	2	1	2	1	1	1	2	2	1	2	1	2	2	2	2	1	1	2	2	3	1	2	1	2	1	1	
Metatarsalgia	2	2	1	1	1	1	1	1	1	1	1	1	1	1	1	1	2	1	1	1	1	1	1	1	1	1	1	1	1	1	2	2
Plantar Fasciitis	2	2	2	2	2	2	1	2	2	1	1	2	2	1	2	2	3	2	2	2	2	1	2	2	1	1	2	2	2	2	1	2
Bunions	1	2	2	2	2	1	2	2	2	1	2	2	2	2	2	2	1	2	2	2	3	2	2	2	2	2	2	2	3	2	2	2
Hammertoes	2	3	2	2	2	1	3	2	2	1	2	2	2	2	2	2	1	2	2	2	3	2	2	2	2	2	2	2	3	2	2	2
Arthritis	2	3	2	2	2	2	2	2	2	1	1	2	2	1	1	2	1	2	3	2	2	2	2	2	1	2	2	2	2	2	2	2
Diabetes	2	3	2	2	2	2	2	2	2	1	2	2	2	2	2	2	1	2	3	2	2	2	3	2	3	2	2	2	2	2	3	2
Slip-Resistant	Y	Y	N	N	N	N	N	N	N	N	N	N	N	N	N	N	N	N	N	N	N	N	N	N	N	N	N	N	N	N	N	N

A.




B.



C.



D.



E.



## Point-Of-Purchase

### A. Drew Signage - 30405

This attractive sign helps you distinguish the area of your store you've established for the Drew line. Available with or without slat wall hook. Appx. 18" X 14" Oval

### B. Brannock® Device - 30525

Proprietary from Drew. One Brannock® device fits both men and women.

### C. Informational Brochures

The Drew Comfort Series is a great way to present your customers with important information about foot conditions and footwear. Also available in Spanish.

### D. Slat Wall Shoe Holders - 30103

Proudly display your Drew samples with this slat wall shelving complete with colorful Drew logo.

### E. Shoe Display - 30105

Versatile 9 shoe display can be used on the floor as shown below or remove the base for a table/counter piece.